



DATA PATTERNS

DATA PATTERNS (INDIA) LIMITED
(FORMERLY KNOWN AS INDUS TEQSITE PRIVATE LIMITED)

25th
Annual Report
2022-23



Dependable
Innovative
Building
a self reliant
India
Reliable
Accurate

Contents

Corporate Overview	03
Chairman's Overview	08
Letter from Director	10
Our Board & KMPs	12
Our Infrastructure	14
Highlights of the year	16
Management Discussion & Analysis	19
Directors' Report	28
Report on Corporate Governance	55
Business Responsibility and Sustainability Report	78
Independent Auditor's Report	100
Financial Statements	112

Forward-looking statement

In this annual report we are presenting some forward-looking information to enable investors to comprehend our prospects and take informed investment decisions. This report and other statements - written and oral - that we periodically make contain forward-looking statements that set out anticipated results based on the management's plans and assumptions. Wherever possible, we have tried to identify such statements by using words such as 'anticipates', 'estimates', 'expects', 'projects', 'intends', 'plans', 'believes', and words of similar substance in connection with any discussion of future performance.

We cannot guarantee that these forward-looking statements will be realised, although we believe we have been prudent in our assumptions. The achievement of results is subject to risks, uncertainties and even inaccurate assumptions.

Should known or unknown risks or uncertainties materialise, or should underlying assumptions prove inaccurate, actual results could vary materially from those anticipated, estimated or projected.

We undertake no obligation to publicly update any forwardlooking statements, whether as a result of new information, future events or otherwise.



Corporate Snapshot

DATA PATTERNS (INDIA) LIMITED.

LEVERAGING A STRONG TECHNICAL KNOWLEDGE AND RICH EXPERIENCE IN RADARS, ELECTRONIC WARFARE, COMMUNICATION SYSTEMS, AVIONICS AND SATELLITES.. EQUIPPED TO DEVELOP 'MADE IN INDIA' SOLUTIONS, REDUCE IMPORTS AND EFFECTIVELY PARTICIPATE IN THE EMERGING INDIAN DEFENCE ECO-SYSTEM. MAKING DATA PATTERNS INDIA'S PREMIUM DEFENCE AND AEROSPACE ELECTRONIC SOLUTIONS COMPANY.



DATA PATTERNS

Data Patterns (India) Limited is one of the fastest growing companies in the Defence and Aerospace Electronics sector in India. It is one among the few vertically integrated defence and aerospace electronics solutions providers catering to the indigenously developed defence products industry with end to end capabilities and a large addressable market. It is focused on in-house development and manufacturing facilities led by innovation and design and development efforts. It has diversified order book with marquee customers along with state of the art manufacturing facilities. It is in the business for over 35 years. It has supplied products catering to all the platforms, viz., space, air, land and sea, including products for LCA-Tejas, Light Utility Helicopter, BrahMos missile. Many of its senior personnel associated with the Company for more than 2 decades. As on March 31, 2023 there are 1,130 employees with more than 700 qualified engineers.

Growth Drivers

Created additional world class infrastructure to deliver complete systems

Government policies for Make in India

Investment in complete products through QIP Proceeds

Performance Highlights

Order inflow in FY23
of **Rs 901.4 Cr.**
grew **3X** YoY

Revenues up
1.5x
Highest ever order
inflow

Revenue grew
46% YoY to
Rs.453.4 Cr.

EBITDA showed
22% growth at
Rs.171.8 Cr.

PAT at
Rs. 124 Cr.
32% increase YoY

Cash and cash
equivalents
Rs.682.5 Cr.

Rs.18.1 Cr.
Dividend Paid;
DPS was Rs **3.5**

FY23 Recommended
Dividend
Rs 4.50

Successfully
completed QIP of
INR **500 Cr.**

New Manufacturing
facility is
commissioned in
Q4FY23

Particulars (Rs. Cr)	FY21	FY22	FY 23
Total Revenue	226.55	314.81	462.67
EBITDA	91.94	140.99	171.81
EBITDA margin%	41%	45%	38%
Profit before tax	74.53	127.38	164.84
Profit After Tax	55.57	93.97	124
Share capital	1.7	10.38	11.2
Other Equity	206.07	564.13	1155.88
Total Debt	33.22	6.77	0.7
Current liabilities	71.7	103.46	126.24
Return on Net Worth	31%	24%	14%
Debt to Equity	0.16	0.01	0.00
Trade receivables	155.94	198.31	382.48
Cash and cash equivalents	8.81	177.08	214.78
Other Bank Balances	-	-	329.75
Current assets	261.32	519.85	1235.17

Rs. 178.7 Cr.

Order book
as of Apr '18

**CAGR
39+%**



Rs. 924.1 Cr.

Order book as on
March '23

36%
Revenue
CAGR
(FY19-FY23)

61%
EBITDA
CAGR
(FY19-FY23)

62%
Gross
Margin%
(FY23)

38%
EBITDA%
(FY23)

22%**
RoCE
(FY23)

17%**
ROE
(FY23)

** Without considering QIP funds raised in March, 2023

Chairman's Overview

Dear Shareholders.....

Greetings from Data Patterns.

FY23 was a remarkable year for us. Having got our Equity Shares listed in December 2021, we successfully completed one full year of listing and delivered excellent shareholder value.

We continued our focus on strengthening our competency model to benefit from the sectoral tailwinds. At Data Patterns, our aim is to adopt a professional approach in developing products and integrated solutions supported by a committed management team and exceptional technical proficiency. We are one among the fast growing entity in the Indian Defense and Aerospace Electronics domain and possess demonstrated strong skill set in design and development. We are also one of the few companies with product capabilities covering the entire spectrum of Defense and Aerospace platforms, encompassing space, air, land, and sea. Over more than 3 decades, we have invested in a robust and scalable business model which has delivered strong results during the financial year 2022-23. We attained an exceptional 46% revenue growth significantly above company's guidance and our net profits for the year grew by 32%. During FY23, we maintained a consistent quarterly performance leading to decreased reliance on any single quarter and resulting in a diminishing pattern in business seasonality.

We are on a strong growth trajectory and the same is represented through our robust order book. During the year, we had the highest-ever order inflow of Rs. 901 crores.

Our confidence in our growth also emanates from the initiatives from our Government. We are seeing a paradigm shift in the Indian Defense Sector. The country aspires to shift from being a net importer to achieving self-reliance, which is expected to revolutionize its global standing in the defense industry. In the Union Budget for FY24, an outlay of US\$ 72.2 billion (Rs. 5,93,537.64 crore) has been envisaged for the defense sector, constituting 13.18% of the total budget. Over the next 5-7 years, the Government of India plans to expend US\$ 130 billion on fleet modernization across all branches of the armed forces. With initiatives like, Atma Nirbhar, Make in India, categorising of defence procurement with larger indigenous contents, etc., the Indian government has also opened avenues for private sector participation in the defense industry to invigorate indigenous manufacturing.

We are well positioned to benefit from these sectoral changes. Our primary focus lies in constructing entire systems,

propelling us into an exclusive category of enterprises that go beyond being mere component manufacturers and instead offer complete solutions. We have developed strong skill set in Radars, Satellites, Electronic Warfare and Communication equipments. Our proficiency in research and development, engineering and execution is widely acknowledged in the Indian Defense arena and a few international customers as well. Each component we produce is entirely and meticulously designed in-house, within your Company, leading to a unified operation, truly qualifying and satisfying the Atma Nirbhar and Make in India and other Governmental defense procurement policies that optimizes value creation.

Our strong competency model serves as the cornerstone for our future products and grants us a formidable advantage in execution. While we have fostered in-house R&D, design and engineering capabilities, expanding our manufacturing facilities was imperative for achieving scalability. We have effectively employed the IPO proceeds to expand our manufacturing and testing facilities in Chennai and also bolstered our system integration facility.

We are also making significant investments toward the development of cutting-edge products in the realms of Satellite, Radar, Electronic Warfare and Communications. We have successfully raised funds through QIP for the development of these products. Initially, these products will be introduced in the domestic market which are subsequently expandable to international markets.

Therefore, as we gear ourselves for the future, it becomes evident that the defense manufacturing industry plays a pivotal role in India, making significant contributions to the nation's economy. With the government's relentless commitment to driving initiatives in this sector, our company is strategically poised to capitalize on emerging prospects.

I would like to seize this opportunity to extend my gratitude to all our stakeholders who have invested their trust in us. We want to express our heartfelt gratitude to our exceptional leadership lead by our esteemed Board and dedicated team of employees for their untiring commitment and hard work in propelling us to where we are today. We would also like to convey our thanks to our financiers, clients and other business partners for their unwavering faith and support.

Warm Regards

Srinivasagopalan Rangarajan

Chairman and Managing Director (Promoter)

“

We have invested in a robust and scalable business model which has delivered strong results during the financial year 2022-23. We attained an exceptional 46% revenue growth significantly above company's guidance and our net profits for the year grew by 32%.

”



Letter to Shareholders

Dear Shareholders.....

I am truly delighted to be addressing all of you for the first time about your company as I consider this an honour and a privilege. Year 2022-23 has indeed been a remarkable year for Data Patterns in all ways, be it in achieving a Record Revenue, Order intake, Stakeholder Value, New Facility Creation, Recruitment, Health and Safety. We at Data Patterns have always been conscious of building an Institution which will sustain all our ideals with regard to PEOPLE, PURPOSE and PROCESS. The culture of creating, defining, following and then getting a Certification of any / all our internal and external process is rather a unique trend at Data Patterns as we believe that this ensures complete ownership of effort with conviction by each and every member of the organisation.

Through this journey of 38 years we have faced many challenges but the most recent of them being the COVID Pandemic, which in a very unique way tested our business continuity and sustenance. We not only grew our business but also took the company public by listing in the National Stock Exchange of India Limited and BSE Limited during that period. Notwithstanding the countrywide lockdown we took very good care of the well being of all our employees by providing them a safe and healthy working environment with all Government defined protocols in place without losing productive days.

On the environment front, climate change is a natural phenomenon that has been occurring over geological timescales. However, over the last century, the pace of change in Earth's climate has increased exponentially due to rapid industrialization and consumption of fossil fuel-derived products and services, resulting in heatwaves, changing rainfall patterns, delayed winters, early summers, rising sea levels, increasing water stress, and tropical diseases. Due to existing inequalities and inequities, adapting to climate change is harder for the most vulnerable. The possibility of reversing the impact of climate change seems increasingly remote. However, immediate actions would reduce the probability of its worst repercussions. According to Intergovernmental Panel on Climate Change's (IPCC) most recent assessment report, in order to keep the global temperature rise below 1.5°C, rising emissions observed over the last century needs to stop by 2025. This can be achieved only through immediate emission reduction wherever possible.

We have always taken conscious steps in running a sustainable socially responsible business balancing people


and the environment and not just keeping profit as our focus. In this context I am very happy to share that your company has been recently certified with ISO 45001:2018 and ISO 14001:2015 for implementing an Integrated Management System (Occupational Health & Safety Management and Environment Management) by M/s. Quality Austria for making efficient and effective utilization of our resources with reduction and safe disposal of waste not harming the surroundings. We give utmost importance in creating a safe and healthy work environment by identifying, mitigating and eliminating workplace risk and the potential for adverse effects on the physical, mental and emotional health of employees. Mediclaim and Personal Accident insurance policies covering all employees and dependents based on eligibility go a long way in giving comfort to them especially since many of them travel officially across the length and breadth of India

The business of the Company indeed has minimum impact on the environment in terms of GHG emission, energy and water consumption. Our aim is to flatten the emission curve, through improved efficiency in the use of energy and increased use of renewable energy for its operations. In line with it, we have installed Solar Power System on the roof of our new building with a capacity of about 30 kW at a cost of Rs.2.12 Cr, which became operational in April 2023. On an average it generates about 1900 kWh per day. We have Implemented Zero Liquid Discharge through a well maintained sewage treatment plant to recycle water. The recycled water is used for gardening and ensuring there is no discharge of waste water to environment. Well defined objectives are laid out for an efficient Environment Management System and reviews are conducted on the achievement against the objectives set on a periodical basis.

Awareness drives for all employees both men and women and a zero tolerance for any deviation in providing a safe working environment have been instrumental in filing NIL returns year after year under our POSH policy.

Over the years we have created an organisation which gives importance to equity, diversity and inclusion and we continuously strive to be a workplace where everyone feels they belong and are able to thrive. We have been conducting our business operations with integrity and respect as we firmly believe in equal and fair opportunity irrespective of gender, caste, creed or socio economic status.

Data Patterns prides itself on its long history and deep-rooted



Over the years we have created an organisation which gives importance to equity, diversity and inclusion and we continuously strive to be a workplace where everyone feels they belong and are able to thrive. We have been conducting our business operations with integrity and respect as we firmly believe in equal and fair opportunity irrespective of gender, caste, creed or socio economic status.



culture of giving back to society. As a premier electronics design, research and manufacturing company that thrives on innovation, we realize that we have a lot to offer to those deserving but devoid of opportunity and we strive to give our best in all our Corporate Social Responsibility (CSR) initiatives. These cover a wide spectrum of areas ranging from promotion of sanitation and making available safe drinking water, measures for reducing inequalities faced by socially and economically backward groups to ensuring environmental sustainability and promotion of rural sports to contributing to technology incubators to name a few.

Across industries, cybersecurity has also become a key concern for business continuity. Vulnerabilities such as targeted attacks, ransomware threats and phishing have raised the importance of protecting the IT infrastructure and sensitive data of the Company. We have over the years developed a robust cyber security framework which responds effectively when required to any cyber incidents. Data Patterns is certified under ISO 27001:2013 for Information Security Management System for over a decade now.

I am indeed very pleased to share our first Business Responsibility and Sustainability Report (BRSR) for the Financial Year 2022-23. The report aims to enable our stakeholders to know more about our sustainability performance. We are committed to sustainable growth by delivering products that meet the evolving needs of our clients, while minimising its impact on the environment. We firmly believe that sustainability and profitability go hand-in-hand.

Warm Regards

Rekha Murthy Rangarajan
Whole-time Director (Promoter)

Board of Directors



Mr. Srinivasagopalan Rangarajan
Chairman & Managing Director

● SRC ● RMC



Ms. Rekha Murthy Rangarajan
Whole-time Director

● CSRC



Mr. Vijay Ananth K
Whole-time Director

● RMC



Mr. Mathew Cyriac
Non-Executive Nominee Director

● SRC ● NRC ● CSRC



Mr. Prasad Raghava Menon
Non Executive Independent Director

● AC ● NRC



Mr. Sowmyan Ramakrishnan
Non Executive Independent Director

● AC ● SRC ● RMC



Ms. Anuradha Sharma
Non Executive Independent Director
(Appointed as Director w.e.f. January 28, 2023)

● AC ● NRC ● CSRC



Mr. Sastry Venkata Rama Vadlamani
Non Executive Independent Director

● AC ● SRC ● RMC

Read the profile of Directors at <https://www.datapatternsindia.com/aboutus/directors.php>

● Chairman ● Member
AC Audit Committee
NRC Nomination and Remuneration Committee
SRC Stakeholders Relationship Committee
RMC Risk Management Committee
CSRC Corporate Social Responsibility Committee

Senior Management & KMP




Mr. Desingurajan P
Chief Technical Officer

● SM



Mr. Thomas Mathuram S
Sr. VP Business Development

● SM



Mr. Venkatachalam Venkata Subramanian
Chief Financial Officer

● SM ● KMP



Mr. Tirunavukkarasu T S
VP-Technology

● SM



Mr. Lakshminarayanan KV
Vice President HRD

● SM



Mr. Kuppuswamy G
VP Business Development

● SM



Brigadier B C Sharma (Retd.)
Sr. General Manager Marketing

● SM



Mr. Natarajan S
General Manager – Quality Assurance & Control

● SM



Mr. Prakash R
Company Secretary and Compliance Officer

● KMP

● SM - Senior Management ● KMP - Key Managerial Personnel

Read the profile of Senior Management and KMPs at <https://www.datapatternsindia.com/aboutus/management.php>

State of the Art Infrastructure Facilities

~ 8.56 Acres

Of land in Chennai, SIPCOT area

~ 200,000 sq. ft

Aggregate of built up area of manufacturing facility

Environmental Certification

- JSS55555

- MIL-STD-461

- MIL-STD-810

including for Highly Accelerated Life Test / Highly accelerated stress screening

Key features of manufacturing facility

- 100,000 class clean room
- Electronic assembly facility
- BGA repair work station with display
- Manual soldering certified to Space grade standards
- EMS assembly capacity of 600 boards per day
- Capability to handle complex boards with 22 layer, 6k components and 21k solder points
- Dedicated 70 work stations for testing modules and small systems
- Harness preparation of 2k points per day
- 20 Dedicated Mechanical assembly stations to assemble small and large systems

and various others...

Our systems and processes are subject to periodic audit by customer such as

- Indian Space Organization
- Hindustan Aeronautics Limited (HAL)
- Other Government departments

Manufacturing facility at Chennai, India



New Production Building

- **Large Systems Integration Hangar**
- **Complete Radar Integration**
- **Electronic Warfare Vehicle Integration**
- **Additional Test Facility**
- **Augmented Environmental Test Infrastructure**
- **Augmented Design & Development Facility**
- **Additional Space For Design and Development Resources**
- **Clean Room for Satellite Integration**
- **Additional EMS Line**
- **Multi Ton material handling**



EMS Production Line



Production RF Testing



X-Ray Inspection

Highlights of the year



Precision Approach Radars


Our Precision Approach Radars were manufactured and installed after successful completion of Factory Acceptance Tests and Site Acceptance tests. The manufacturing program has proceeded to plan, and are on schedule

ADS-B receiver system for Airports Authority of India (AAI)

Our first order in the civil aviation sector. It is an important airport air traffic management system component, fully designed and made in India by Data Patterns (India) Ltd.



DATA PATTERNS



Nano Satellite for Hyper Spectral Imaging

Our Nano-satellite designed and manufactured by Data Patterns and integrated with a Hyper-Spectral payload was Launched on November 26, 2022. Over the next few weeks, the satellite was commissioned in orbit and performance was tuned. The Satellite met its design objectives fully. Operations of the satellite were handed over to customer on February 07, 2023.

Raksha Mantri's Award for Excellence

We were declared winners of Raksha Anveshan Ratna (2021-2022) for Innovation / Technological Breakthrough under Raksha Mantri's Award for Excellence.



Radar Signal processors (export)

Data Patterns has been manufacturing Radar Signal Processors for export since 2013. Our 100th unit was shipped in April 2022. As on March 31, 2023, we had manufactured 130 units.



C-Band Dual Polarimetric Doppler Weather Radar

Our second C-Band Dual Polarimetric Doppler Weather Radar was successfully commissioned. Manufactured against a ISTRAC-ISRO contract, the product was installed at Kalpakkam.



Management Discussion & Analysis

Global Economy Overview

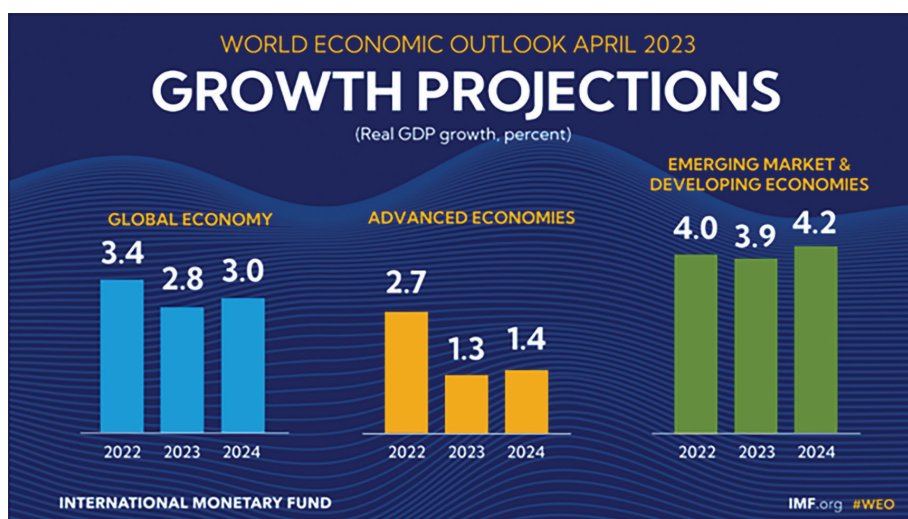
At first glance, the global economy seems to be gradually recovering from the impacts of the COVID-19 pandemic and the unprovoked war between Russia and Ukraine. China's economy is rebounding strongly following the reopening of its markets and supply-chain disruptions are easing. Furthermore, the disruptions to energy and food markets caused by the war are also subsiding.

The baseline forecast for growth fell from 3.4 percent in 2022 to 2.8 percent in 2023, before settling at 3.0 percent in 2024. Advanced economies were expected to see an especially pronounced growth slowdown, from 2.7 percent in 2022 to 1.3 percent in 2023. In a plausible alternative scenario with further financial sector stress, global growth declined to about 2.5 percent in 2023 with advanced economy growth falling below 1 percent. Global headline inflation in the baseline was set to fall from 8.7 percent in 2022 to 7.0 percent in 2023 on the back of lower commodity prices but underlying (core) inflation was likely to

decline more slowly. Inflation's return to target was unlikely before 2025 in most cases.

Although most central banks have tightened their monetary policies simultaneously, which is expected to decrease global inflation and bring it back towards its targets, the rate of decrease may be slower than initially anticipated. The ongoing war between Russia and Ukraine has created instability in the energy and commodity markets, which is a significant factor that is restraining GDP growth. The economic impact of the conflict has spread to the US, Euro Zone, China, and the emerging market and developing economies (EMDEs), resulting in a ripple effect.

Despite these challenges, the global economy is gradually recovering, led by China, and the disruptions in supply chains and energy and food markets are beginning to ease. The central banks' tightening of monetary policies is expected to bear fruit, and inflation is projected to move back towards its targets.



(Source: IMF, World Bank)

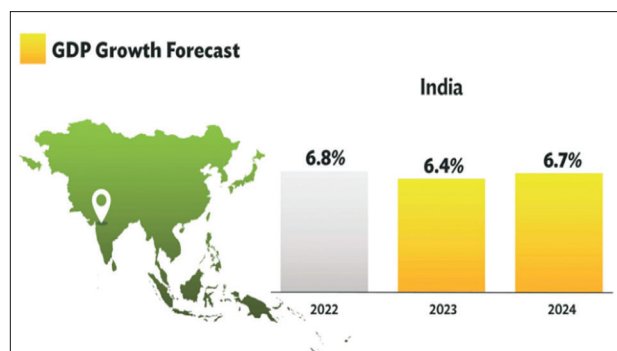
Indian economic overview

According to the World Bank, India witnessed a 6.8% growth in FY 23 which is significantly above the global average growth rate. The projected growth rate is 6.1% which is healthy despite slowdown in world economy. India's strong growth is driven by factors such as digitisation, prudent fiscal policy, push for infrastructure development, stabilising commodity prices and resilient supply chain, robust domestic demand, strong investment activity bolstered by the government's push for investment in infrastructure, and buoyant private consumption, particularly among higher income earners. The composition of domestic demand also changed, with government consumption being lower due to fiscal consolidation.

The Repo Rate has increased from 4.4% in May 2022 to 6.5% in April 2023 signalling the contractionary monetary policy stance to keep the inflation rate within the desired range. In the Monetary Policy Committee ('MPC') meeting held in April 2023, the RBI kept the Repo Rate unchanged at 6.5%. India's CPI and WPI inflation have eased out in towards the end of FY 23. The Index of Industrial Production ('IIP') for manufacturing for FY 23 saw a growth of 10.94% on a Y-o-Y basis.

Headline inflation in the country remains elevated, but it is expected to decline to an average of 5.2% in FY23/24, supported by easing global commodity prices and some moderation in domestic demand. The Reserve Bank of India has withdrawn accommodative measures to control inflation by increasing the policy interest rate. India's financial sector also remains strong, with improvements in asset quality and robust private-sector credit growth.

The World Bank has revised its FY23/24 GDP forecast to 6.4% from 6.6% (December 2022), due to slower consumption growth and challenging external conditions. Private consumption growth is expected to be affected by rising borrowing costs and slower income growth, while the government's consumption is projected to grow at a slower pace due to the withdrawal of pandemic-related fiscal support measures.



(Source - <https://www.adb.org/news/india-economy-grow-6-4-fy2023-rise-6-7-fy2024>)

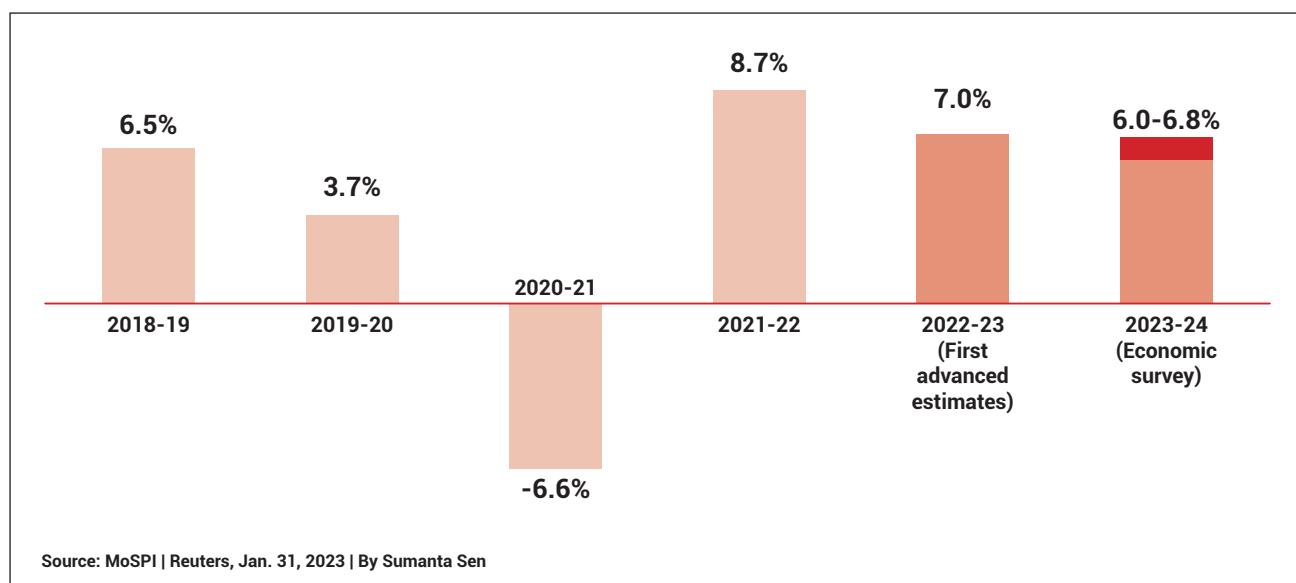
It is positive to see that the central government in India is expected to meet its fiscal deficit target of 5.9% of GDP in FY23/24, and that consolidation in state government deficits is also projected to occur, leading to a decline in the general government deficit. This could help stabilize the debt-to-GDP ratio. Additionally, the current account deficit is expected to narrow to 2.1% of GDP from an estimated 3% in FY22/23 due to robust service exports and a narrowing merchandise trade deficit. These are positive developments for the Indian economy.

Outlook

Indicator (% y-o-y, unless otherwise indicated)	FY 19-20	FY 20-21	FY 21-22	FY 22-23	FY 23-24
Real GDP Growth, at constant market prices	3.9	-5.8	9.1	6.9	6.3
Real GDP Growth, at constant factor prices	3.9	-4.2	8.8	6.6	6.3
Inflation (Consumer Price Index)	4.8	6.2	5.5	6.6	5.2
Current Account Balance (% of GDP)	-0.9	0.9	-1.2	-3.0	-2.1

Indian economic reforms and Budget 2023-24 provisions

In the 75th year of India's Independence, the Indian economy has been acknowledged as a "bright star" by the world due to its estimated economic growth of 6.8%, which is the highest among all major economies. This is a remarkable achievement considering the global slowdown caused by COVID-19 and the Russia-Ukraine War. Despite facing challenges, the Indian economy seems to be on the right path and headed towards a promising future.



Resilience amidst multiple crises

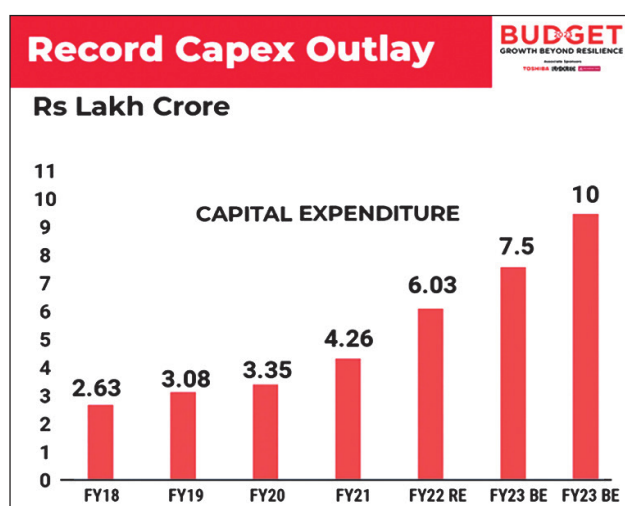
India has gained global recognition due to several notable achievements, including its world-class digital public infrastructure, which consists of Aadhaar, Co-Win and UPI. The country has also successfully implemented an unparalleled COVID-19 vaccination drive and taken a proactive role in frontier areas like achieving climate-related goals, implementing mission LiFE, and pursuing the National Hydrogen Mission.

global challenges, India's current G20 Presidency offers a unique opportunity to enhance its role in the world economic order. The country is pursuing an ambitious, people-centric agenda to address global challenges and foster sustainable economic development.

Indian Defense & Aerospace Segment review

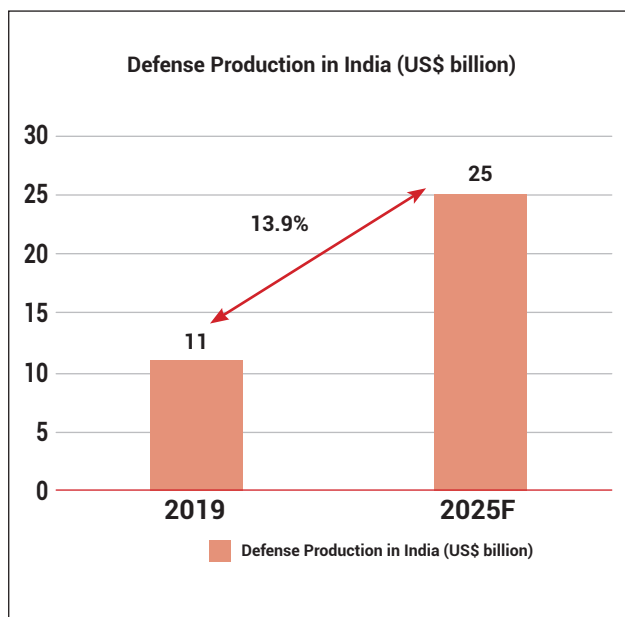
India's defense sector, the second-largest armed force, is on the brink of a significant shift. The country is aiming to move from being a net importer to self-reliance, which is expected to transform its global positioning in the defense industry. To achieve this, the Indian government has identified the defense and aerospace sector as a priority for the Aatmanirbhar Bharat (Self-Reliant India) initiative, with a strong emphasis on developing domestic manufacturing infrastructure and research and development capabilities. The government's vision is to achieve a turnover of \$25 billion in the aerospace and defense sector, including exports worth \$5 billion, by 2025.

With a defense budget accounting for 2.15% of the country's GDP, India is ranked as the 3rd largest military spender globally. The government plans to spend \$130 billion over the next 5-7 years for fleet modernization across all armed services. In the Union Budget for Financial Year 2023-24, the Ministry of Defense has



(Source - <https://www.bqprime.com/budget-2023/budget-2023-Governments-capex-hiked-by-33-for-fy24>)

In addition, the Indian Government has expanded its capital expenditure target by 33%, from Rs. 7.50 lakh crore to Rs. 10 lakh crores, resulting in an effective capital expenditure outlay of 4.5% of GDP. Amidst



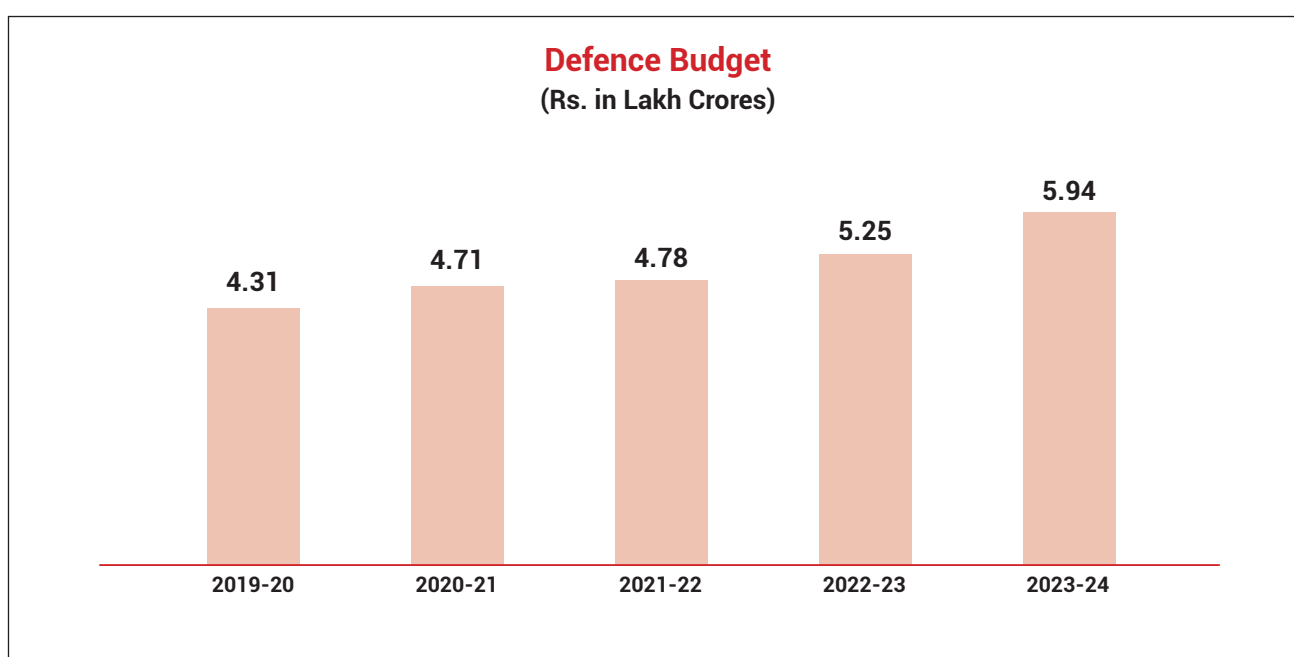
been allocated a budget of Rs 5,93,537.64 crore, which represents a 13% increase over the previous year's budget. As of April 2023, 606 industrial licenses have been issued to 369 companies operating in the defense sector.

In the Union Budget for FY 2023-24, the Indian Government has allocated a significant non-salary revenue outlay of Rs 90,000 Cr for the Defense Sector, representing a 44% increase compared to the previous year's allocation. This increase in budget is intended

to close critical gaps in combat capabilities, equip the forces with ammunition and sustain weapons and assets to ensure they are battle-ready. The increased budget allocation demonstrates the government's commitment to sustainable modernization and infrastructure development of defense services.

To further strengthen the Research and Development capabilities in the Defense Sector, the allocation to DRDO has been increased by 9%, with a total allocation of Rs 23,264 crore in Budget 2023-24. In addition, to promote innovation and technology development in the Defense Industrial ecosystem, IDEX and DTIS have been allocated Rs 116 crore and Rs 45 crore respectively, representing an enhancement of 93% and 95% over 2022-23.

To support the domestic defense industry, the Indian Government has taken steps to ensure transparency, predictability and ease of doing business by creating a supportive eco-system and favorable policies. The Government has also notified three 'Positive Indigenization lists' comprising 310 defense equipment to be manufactured locally. Furthermore, to promote exports and foreign investments, FDI in the Defense Sector has been enhanced up to 74% through the Automatic Route and 100% by Government Route.



(source - <https://sainiksamachar.nic.in/press-release-details/3716>)

Government Initiatives

- The Government has also announced 2 dedicated Defense Industrial Corridors in the States of Tamil Nadu and Uttar Pradesh to act as clusters of defense manufacturing that leverage existing infrastructure, and human capital.
- To enable innovation within Defense & Aerospace eco-system there are supportive Government schemes such as iDEX (Innovations for Defense Excellence) and DTIS (Defense Testing Infrastructure Scheme).
- The Indian Defense Ministry has set a target of achieving 70% self-sufficiency in weaponry by 2027, creating a favorable environment for industry players.
- The Government has launched the Green Channel Status Policy (GCS) to promote and incentivize private sector investments in defense production, highlighting the significance of private sector participation in the defense sector. Currently, 7,031 items have already been indigenized, serving both domestic and global markets. As of December 2022, data shows that defense imports have decreased from 46% to 36.7% since 2018-19.

(Source: IBEF).

Outlook

The Defense manufacturing industry in India is a crucial sector that contributes significantly to the country's economy. The ongoing territorial disputes with neighboring Countries, have led to an increase in demand for defense equipment in India. The Government's commitment to the sector's growth is reflected in the increased defense expenditure. Moreover, the Government's focus on liberalizing foreign investment restrictions to achieve self-reliance under the "Atmanirbhar Bharat" initiative is expected to keep the Indian defense sector on a strong growth trajectory.

Company Overview

Data Patterns (India) Limited ('the Company') is one of the fast growing companies in the Defense and Aerospace Electronics sector in India and has proven in-house design and development capabilities with an experience of more than three decades in the field, catering to the entire spectrum of Defense and Aerospace platforms – space, air, land and sea.

The Company's capabilities across the spectrum of defense and aerospace electronics solutions from design to delivery allow it a significant competitive advantage in terms of overall development time and cost when bidding for projects. These platform-specific products and products certified for ongoing programs will allow Data Patterns to be the preferred OEM supplier for such qualified product requirements, driving growth and revenue visibility over many years.

SWOT Analysis

Strengths

- Robust domain capability in Radars, Electronic Warfare, Communication systems, Avionics & Satellite Systems
- All product development competencies under one roof.
- 100% in-house design and manufacturing capability
- Scalable business; potential to build complete systems
- Vast number of products designed in India for all platforms (land, air and sea)
- Certified manufacturing and testing infrastructure fulfilling international benchmarks

Weakness

- Uncertain timelines for order inflows.
- Extensive gestation development contracts
- Challenging working capital cycles.

Opportunities

- India spends over Rs 1 trillion annually on defense capex, increasing gradually
- There is a growing participation from the private sector in the defense supply chain on account of Government policies like Make in India / Atmanirbhar Bharat initiatives, policy changes in the Defense Procurement Procedure and negative import list.
- Strong export potential

Threats

- Competition from smaller suppliers with less knowledge of the concerns involved

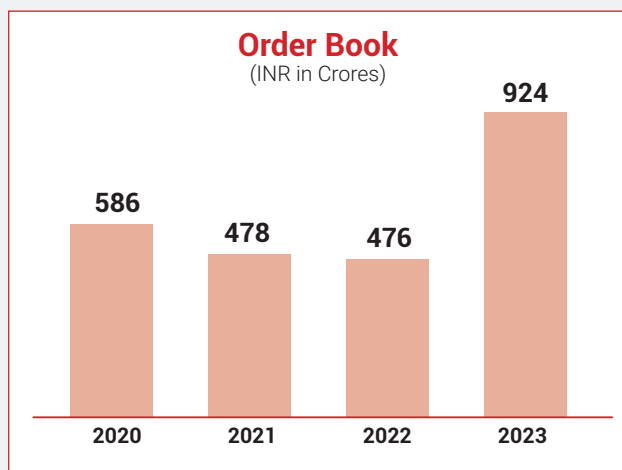
- Delays in commercialisation of product development on account of tedious and time consuming approval process involved
- Global competition
- Possible delays in key Government programmes in space and defense sectors on account of fiscal constraints etc.

Financial overview

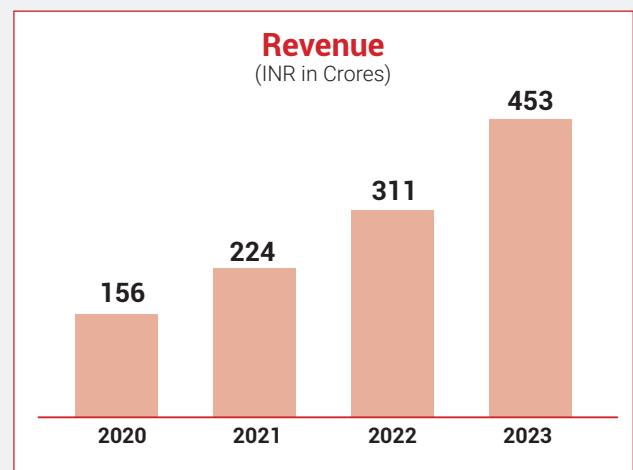
Highlights

Order Book at the end of the year was Rs. 924 Cr. as against Rs. 476 Cr at the end of FY 2021-22, up by 94%

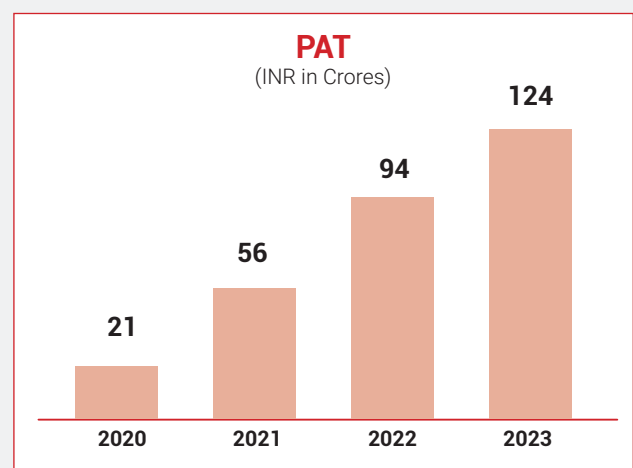
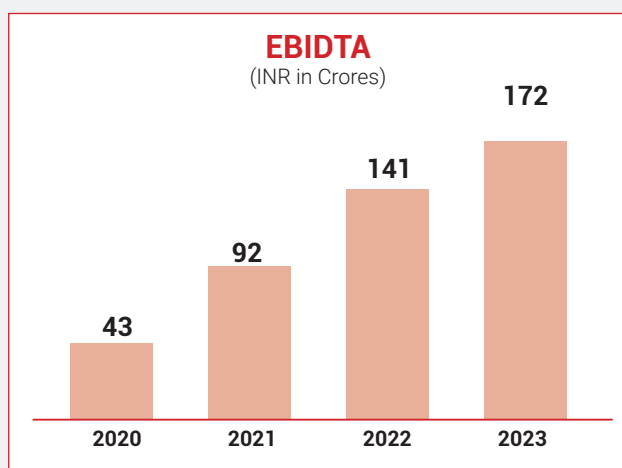
New infrastructure operationalized in March 2023



Order book up by 94%



Revenue increased by 46%



EBIDTA and PAT increased respectively by 22% and 32%

Analysis of the profit and loss statement

Revenues:

Revenues from operations reported a 46% growth from Rs. 311 crore in 2021-22 to Rs. 453 crore in 2022-23. Increased order book and timely execution of the orders contributed to the revenue growth.

Other income of the Company reported a 133% growth from Rs. 3.96 Cr in FY 2021-22 to Rs. 9.22 Cr in FY 2022-23. It (mainly interest on Bank Deposits) accounted for 1.99% of the total revenue (1.26 % in FY 2021-22), reflecting the Company's dependence on its core business operations. Increase in other income is mainly due to increase in Deposits with Banks towards security margins and from funds raised in IPO and QIP.

Expenses:

Total expenses increased by 59% from Rs. 187 crore in FY 2021-22 to Rs. 297 Cr in FY 2022-23.

Cost of Goods Sold (COGS) (material consumed and change in inventory) accounting for a 37% share of the Company's revenues, increased almost double from Rs. 86 crore in 2021-22 to Rs. 171 crore in 2022-23. COGS varies with the nature of the products/projects. Accordingly Gross Margin also varies and for FY 2022-23 it was 62% as against 72% in FY 2021-22.

Employee benefit expenses increased by 27% from Rs. 62.35Cr to Rs. 79.49 Cr and accounted for a 17% share of the Company's revenues. This increase is mainly attributable to the increase in head count from 886 in March 2022 to 1130 in March 2023. Another factor contributing to the increase in employee benefit expenses is the reduction of attrition rate assumption in the actuarial valuation for gratuity and defined benefit obligations leading to higher provisioning. Company's attrition rate was ~10% in FY 2022-23 as compared to 14% in FY 2021-22.

Finance Cost reduced by 30% to Rs. 7.74 Cr from Rs. 10.99 Cr. This reduction was possible due to efficient working capital management and also supported by funds raised through IPO and QIP. Increase in depreciation cost is due to capitalization of new infrastructure in March 2023.

Increase in administrative and other expenses is due to increased scale of operations.

Analysis of the Balance Sheet

Sources of funds

The net worth of the Company increased by 103% from Rs. 575 Cr as on March 31, 2022 to Rs. 1,167 Cr as on March 31, 2023 owing to raising of equity through Qualified Institutional Placement (QIP) of Rs. 500 Cr and increase in retained earnings.

The Company's paid up equity share capital as at March 31, 2023 was 559,83,969 equity shares of Rs. 2/- each as against 5,18,86,650 equity shares of Rs. 2/- each as on March 31, 2022. The increase is due to allotment of 40,97,319 equity shares allotted through QIP. The shares were allotted at a price of Rs. 1,220.31 at a premium of Rs. 1,218.31 per equity share.

Return on capital employed, a measurement of returns derived from every rupee invested in the business decreased by 9 basis points from 25% in 2021-22 to 16% in 2022-23 despite increase in profit, due to the increase in capital employed consequent to the equity infusion through QIP.

Long-term debt, representing vehicle loans, of the Company decreased by 64% to Rs. 0.26 Cr as on March 31, 2023 as against Rs. 0.73 Cr as on March 31, 2022 mainly due to the scheduled repayment of the loan installments.

The Company's debt / equity ratio stood at a comfortable 0.0006 at the close of 2022-23 (0.01 at the close of 2021-22). Debt equity ratio has always been less than 1 for the Company.

Applications of funds

Fixed assets (gross) of the Company increased by Rs. 54.74 Cr, an increase of 96% as compared to the Gross Block as on March 31, 2022. During the financial year under review, the Company commissioned its new infrastructure built at an overall cost of Rs. 41.03 Cr. (including electrification and air-conditioning). Addition to the fixed assets also include Rs. 13.28 Cr of plant, machinery and computers and office equipment purchased and capitalized during the financial year.

Consequently, Depreciation increased by 27% from Rs. 6.63 Cr in 2021-22 to Rs. 8.44 Cr in 2022-23.

Working capital management

Current assets of the Company increased by 138% from Rs. 520 Cr as on March 31, 2022 to Rs. 1,235 Cr as on March 31, 2023 owing to increase in Bank Deposits created out of IPO and QIP funds and also due to growing scale of business. The current ratio of the Company stood at 9.79 at the close of 2022-23 compared to 5.02 at the close of 2021-22. Due to increase in Bank Deposits quick ratio also increased from 3.87 to 8.26 in the corresponding period.

Inventories including raw materials, work-in-progress and finished goods increased by 61% from Rs. 120 Cr as on March 31, 2022 to Rs. 193 Cr as on March 31, 2023 owing to a growing scale of business and the planned advance procurement of material to mitigate the semi-conductor shortages due to the impact of Covid-19 pandemic. The situation has improved a lot and hence the inventory level will start coming down and will be brought to a near normal in couple of years.

Growing business volumes resulted in an increase of 93% in trade receivables from Rs. 198 Cr as on March 31, 2022 to Rs. 382 Cr as on March 31, 2023. Notably, a large portion of the receivables as at March end (around 100 crs) is attributed to

the Precision Approach Radar project, of which a significant amount has been received in April. After adjusting April collections, receivables days stands at 249.

Since, all the receivables are considered good and recoverable, no provision has been made.

Cash and bank balances of the Company increased from Rs. 177 Cr as on March 31, 2022 to Rs. 545 Cr as on March 31, 2023, which include Rs. 51 Cr out of IPO and Rs. 463 Cr of QIP. Deposits held towards margin for Bank Guarantees is classified as Other Financial Assets under Non-Current Assets.

Loans and advances made by the Company increased by 136% from Rs. 25 Cr as on March 31, 2022 to Rs. 59 Cr on account of increased prepaid expenses, advances paid to the suppliers and customs duty reimbursable by a customer as per the contract terms.

Margins

The EBIDTA margin of the Company is 38% in FY 2022-23 as compared to 45% in FY 2021-22 due to varying margin profiles of the projects executed during the year under review. Margins vary from project to project.

Company's PAT increased by 32% from Rs. 94 Cr in FY 2021-22 to Rs. 124 Cr in FY 2022-23.

Key ratios

Particulars	FY 2022-23	FY 2021-22
EBIDTA/Op. Revenue (%)	38	45
Return on equity (%)	10.62	16.36
Book value per share (Rs.)	208.47	110.72
Earnings per share (Rs.)	23.80	19.48
Debtors Turnover (days)	308	233
Inventory Turnover (days)	333	411
Interest Coverage Ratio (x)	206.99	39.22
Current Ratio (x)	9.79	5.02
Debt Equity Ratio (x)	0.0006	0.01
Net Profit Margin (%)	27	30

Note: Details of significant variation in key ratios along with reasons for such variations is available in Note No. 45 forming part of the audited financials.

Internal Control Systems

The company places great importance on adhering to local regulations in order to effectively manage its operations. It prioritizes the establishment of a strong internal control system as a fundamental aspect of efficient corporate governance. The company has implemented controls that are appropriate for the scale and nature of its operations and regularly monitors and updates them to prevent unauthorized use of assets or loss. Additionally, an audit committee has been established to assess all internal factors and recommend corrective action as needed.

Human Resource

The Company's HR philosophy focuses on attracting and retaining skilled workers by providing a supportive and fulfilling work atmosphere that emphasizes professional development. It maintains good industrial relations and adheres to safety standards at its manufacturing units throughout the year. The Company conducts employee training and workshops to promote safety and efficiency in the workforce

and also provides seminars and workshops to help employees adapt to a rapidly changing environment. The Company offers competitive remuneration packages and implements best practices for hiring, training, motivation, and performance assessment to attract and retain top talent. Thanks to these practices, the Company has maintained an attrition rate below the industry average. As of March 31, 2023, the Company had a total payroll of 1,130 employees.

Cautionary Statement

Statement in the Management Discussion and Analysis describing the Company's objectives, projections, expectations and estimates regarding future performance may be "forward-looking statements" and are based on the currently available information. The management believes these to be true to the best of its knowledge at the time of preparation of this report. However, these statements are subject to certain future events and uncertainties, which could cause actual results to differ materially from those, which may be indicated in such statements.

Boards' Report

FY 2022-23

Dear Shareholders,

The Company is pleased to present its Twenty Fifth Annual Report along with the Audited Financial Statements of your Company for the Financial Year ended March 31, 2023.

1. Financial highlights for the year ended March 31, 2023:

The audited financial statements of the Company as on March 31, 2023 are prepared in accordance with the relevant applicable IND AS and Regulation 33 of the SEBI (Listing Obligations and Disclosure Requirements) Regulations, 2015 ("Listing Regulations") and provisions of the Companies Act, 2013 ("Act"). The summarized financial highlights are depicted below:

(Rs. in Crs)

	March 31, 2023	March 31, 2022
I. Revenue from Operations	453.45	310.85
II. Other Income	9.22	3.96
III. Total Income	462.67	314.81
IV. Expenses:		
a) Cost of materials consumed	194.14	91.59
b) Changes in inventories of finished goods, work in progress and stock-in-trade	(23.23)	(5.52)
c) Employee benefits expenses	79.49	62.35
d) Finance cost	7.74	10.99
e) Depreciation / Amortization	8.45	6.63
f) Other expenses	31.23	21.39
Total Expenses	297.83	187.43
V. Profit before tax	164.84	127.38
VI. Tax expense:		
a) Income Tax	40.39	32.93
b) Tax pertaining to earlier years	-	1.36
c) Deferred Tax	0.45	(0.88)
VII. Profit(Loss) for the period	124.00	93.97
VIII. Other Comprehensive Income		
Re-measurement Gain / (Loss) on Defined Benefit Obligations	(1.36)	(1.54)
Income tax on above	0.34	0.39
Other Comprehensive Income/(Loss) for the year	(1.02)	(1.15)
IX. Total Comprehensive Income for the year	122.98	92.82
X. Earnings per equity share of Rs 2 each fully paid		
Basic and diluted (In INR)	23.80	19.48

2. Business and Operations Review:

The key aspects of your Company's performance during the financial year 2022-23 are as follows:

a) Revenue

Total revenue of your Company for FY 2022-23 stood at INR 462.67 Crores as against INR 314.81 Crores for FY 2021-22 marking an increase of 47%. Your Company achieved this revenue growth despite the supply chain challenges.

This revenue growth was contributed by increase in Order inflow of both development and production orders and timely execution of the same. Revenue from all product categories showed a good growth during the year. Radar and Electronic Warfare products contributed INR 267.58 Cr. to the revenue as against INR 152 Cr. for the previous year..

b) Operating and administrative expenses

Operating and administrative expenses (comprising of cost of material consumed, employee cost and other administrative expenses) during FY 2022-23 were INR 281.64 Crores, an increase of 65.9% over the previous year figure of INR 169.81 Crores.

c) Depreciation and amortization expenses

Depreciation and amortization expenses during FY 2022-23 were INR 8.45 Crores, an increase of 27.6% over the previous year's figure of INR 6.63 Crores, mainly on account of Completion of new infrastructure, addition to Plant & machinery and computers.

d) Finance Costs

Finance costs reduced by 29.6% in FY 2022-23 (INR 7.74 Crores as against INR 10.99 Crores in FY 2021-22), mainly due to reduced borrowing on account of better working capital management. All the loans were repaid out of IPO & QIP proceeds and your Company is net zero debt Company now.

The Company operates only in one business segment i.e. manufacture, sale and service of defense electronics, and hence does not have any reportable segment as per Indian Accounting Standard 108 "operating segments"

3. Qualified Institutional Placement (QIP):

In accordance with SEBI (Issue of Capital and Disclosure Requirements) Regulations, 2018 and other applicable guidelines of SEBI and Members approval, the Company has issued and allotted 4,097,319 equity shares of face value Rs. 2 each by way of Qualified Institutional Placement to Qualified Institutional Buyers at an issue price of Rs.1,220.31 per Equity Share (including a premium of Rs. 1218.31/- per Equity Share) on March 13, 2023.

4. Utilization of Proceeds of IPO and QIP:

The proceeds of funds raised under Initial Public Offering (IPO) of the Company are being utilized as per Objects of the Issue. The details of utilization of proceeds from IPO and pre-IPO placement, net of IPO expenses (inclusive of GST) are as follows:

(Rs. in Crs)

Particulars	As per the objects of the issue	Utilized upto March 31, 2023	Un-utilized as at March 31, 2023
Prepayment or repayment of outstanding borrowings availed by our Company	60.08	60.08	-
Working capital requirements (Including Dividend Payment)	95.19	66.68	28.51
Upgradation and expansion of existing facility	59.84	38.37	21.47
General Corporate purposes	66.31	65.08	1.23
Total	281.42	230.21	51.21

Out of the total fund raised by the Company under IPO, an amount of Rs. 51.21 crores is unutilized as on March 31, 2023.

The proceeds of funds raised under Qualified Institutional Placement of the Company are planned to be utilized as per Objects of the Issue. The disclosure in compliance with the Regulation 32 (7A) of the SEBI (Listing Obligation and Disclosure Requirements) Regulations, 2015 and the details of utilization of proceeds from QIP, net of QIP expenses (inclusive of GST) are as follows:

(Rs. in Crs)

Particulars	As per the objects of the issue	Utilized upto March 31, 2023	Un-utilized as at March 31, 2023
Funding working capital requirements of our Company	168.00	-	168.00
Investment in product development by our Company	167.24	-	167.24
Repayment/ prepayment, in full or part, of certain borrowings availed by our Company	25.00	25.00	-
Funding capital expenditure towards setting up an EMI-EMC Testing Facility	15.23	-	15.23
Funding acquisition of land (including building)	7.75	-	7.75
General corporate purposes	104.51	0.00	104.51
Total	487.73	25.00	462.73

Out of the total fund raised by the Company under Qualified Institutional Placement, an amount of Rs.462.73 crores is unutilized as on March 31, 2023.

5. Capital Expenditure:

During the financial year 2022-23, the Company added Rs. 74.47 Crores to its gross block with capital expenditure, including Right to the Assets (ROU) which comprised Rs.47.22 Crores on building & lease, Rs.10.77 Crores on technology infrastructure, Rs.16.48 Crores on physical infrastructure and the balance Rs.1.03 Crores on intangible asset addition.

6. Liquidity:

The Company maintains a comfortable cash balances to meet its strategic objectives. The liquid assets stood at Rs. 544.53 Crores at the end of the year against Rs. 177.07 Crores in the previous year. The Company's cash balance as on March 31, 2023 was Rs. 214.78 Crores.

7. Share Capital:

At the end of the current financial year, the Company's paid-up Equity Share Capital stood at Rs. 11,19,67,938/- consisting of 5,59,83,969 fully paid-up equity shares of Rs. 2/- each.

8. Net worth:

As of March 31, 2023, the Company's net worth stood at Rs. 1,167.08 Crores against Rs. 574.51 Crores at the end of the previous financial year.

9. Dividend:

The Company has paid a final dividend of Rs. 3.5/- per equity share amounting to INR 18.16 Cr. for FY 2021-22, which was approved by the shareholders in the last AGM held on September 06, 2022.

The Dividend Distribution Policy, in terms of Regulation 43A of the Securities and Exchange Board of India (Listing Obligations and Disclosure Requirements) Regulations, 2015 is available on the website of the Company. The weblink for the same is https://www.datapatternsindia.com/investors/files/Dividend_Distribution_Policy.pdf

10. Transfer to Reserve:

As permitted under the Companies Act, 2013, the Board of Directors do not propose to transfer any sum to the General Reserve in FY 2022-23.

11. Directors and Key Management Personnel (KMP):

Ms. Sabitha Rao, (DIN: 06908122) Independent Director, ceased to be Director with effect from December 31, 2022 due to her sad demise. The Board of Directors is thankful to her and appreciates her for the services rendered by her.

The Board of Directors, based on the recommendation of the Nomination and Remuneration Committee has appointed Ms. Anuradha Sharma, (DIN: 01965605) as Independent Director during the year with effect from January 28, 2023.

In the opinion of the Board, the independent director appointed during the year possess requisite integrity, expertise, experience and proficiency.

Ms. Manvi Bhasin, Company Secretary and Compliance Officer (KMP), resigned from the said position effective May 13, 2023. The Board of Directors appreciates her for the services rendered by her to the Company.

The Board of Directors, based on the recommendation of the Nomination and Remuneration Committee has appointed Mr. Prakash R, as Company Secretary and Compliance Officer (KMP) with effect from May 13, 2023.

Directors retiring by rotation

Pursuant to the requirements of the Companies Act, 2013, Mr. Mathew Cyriac (DIN: 01903606) retires by rotation at the ensuing Annual General Meeting and being eligible, offer himself for reappointment.

The Board recommends the appointment/reappointment of above Directors for your approval.

Brief details of the Director proposed to be appointed/re-appointed as required under Regulation 36 of the SEBI Listing Regulations are provided as part of the Notice of Annual General Meeting.

12. Subsidiaries and Branches:

The Company has no subsidiaries. Hence, there is no requirement to prepare Consolidated Financial Statements, which shall form a part of this Annual Report. Further the requirement to provide salient features, performance and financial position of the subsidiaries in the Form AOC I is not applicable to the Company. The Company has branch offices at Bengaluru, Hyderabad, New Delhi and Thiruvananthapuram.

13. Annual Return:

The Annual Return in Form MGT-7 for the financial year ended March 31, 2023, as prescribed under Section 92(3) and Section 134(3)(a) of the Companies Act, 2013, read with Rule 12 of Companies (Management and Administration) Rules, 2014, as amended, is disclosed on the website of the Company. The weblink for the same is <https://www.datapatternsindia.com/investors/agm.php>

14. Number of Meetings of the Board:

The Board met 5 (Five) times during the financial year ended March 31, 2023. The said meetings were held on April 19, 2022; May 23, 2022; August 02, 2022; October 31, 2022 and January 28, 2023.

The Corporate Governance Report has details of these meetings. The intervening gap between the meetings was within the period prescribed under the Companies Act, 2013, and the SEBI (Listing Obligations and Disclosure Requirements) Regulations, 2015, as amended.

15. Corporate Governance and Management Discussion and Analysis Report:

A separate section on Corporate Governance, which is a part of the Board's Report, and the certificate from the Company's Secretarial Auditors confirming compliance with Corporate Governance norms as stipulated in the SEBI (Listing Obligations and Disclosure Requirements) Regulations, 2015, as amended, are included in the Annual Report. The Company has taken adequate steps for strict compliance with Corporate Governance guidelines as amended from time to time.

In compliance with Regulation 34 of the SEBI Listing Regulations, separate section on Management Discussion and Analysis, as approved by the Board, which includes details on the state of affairs of the Company, forms part of this Annual Report.

16. Business Responsibility and Sustainability Report:

Pursuant to Regulation 34(2) (f) of the SEBI Listing Regulations, the requirement of submitting a Business Responsibility Report was discontinued after the financial year 2021-22 and thereafter, with effect from the financial year 2022-23, the top one thousand listed entities based on market capitalisation as at the end of respective financial year shall submit a Business Responsibility and Sustainability Report ('BRSR'). Accordingly, the said BRSR describing the initiatives taken by the Company from Environment Social and Governance (ESG) perspective as required in terms of the above provisions, separately forms part of this Annual Report.

17. Declaration given by Independent Directors:

All the Independent Directors of the Company have given their declaration under Section 149(7) of the Companies Act, 2013, confirming that they comply with the criteria of independence as laid down in Section 149(6) of the Companies Act, 2013, and Regulation 25 of SEBI (Listing Obligations and Disclosure Requirements) Regulations, 2015, as amended, for being an Independent Director of the Company.

18. Policy on Directors' appointment and remuneration:

The Company has a policy in place on Directors' appointment and remuneration, including criteria for determining qualification, positive attributes, independence of a Director and other matters as required under Section 178(3) of the Companies Act, 2013, and Regulation 19 of SEBI (Listing Obligations and Disclosure Requirements) Regulations, 2015, as amended. There has been no change in this policy since the last financial year. The policy is disclosed on the website of the Company. The weblink for the same is https://www.datapatternsindia.com/investors/files/Remuneration_of_the_Directors_Key_Management_Personnel_and_other_employees.pdf

19. Particulars of loans, guarantees, or investments:

The Company has neither given any loan to any person, nor provided any guarantee or security to any other body corporate, or person in connection with a loan, during the financial year which attracts the provisions of section 186 of the Companies Act, 2013. It has not acquired through subscription, purchase, or otherwise the securities of any other body corporate.

20. Particulars of contracts or arrangements with related parties:

None of the transactions with related parties fall under the scope of Section 188(1) of the Companies Act, 2013. Accordingly, the disclosure of related party transactions as required under Section 134(3)(h) of the Act in the prescribed Form AOC-2 is not applicable to the Company and hence does not form part of this report.

The policy on Materiality of Related Party Transactions, as approved by the Board of Directors, is available on the website of the Company. The weblink for the same is https://www.datapatternsindia.com/investors/files/Related_Party_Transactions_Policy.pdf

None of the Directors, apart from receiving director's sitting fees/remuneration, have any material pecuniary relationship or transactions with the Company.

21. Material changes and commitments, if any, affecting the financial position of the Company:

No material changes or commitments affecting the financial position of the Company have occurred between the end of the financial year to which the Company's financial statements relate and the date of the report.

22. Transfer to Investor Education and Protection Fund ("IEPF"):

Pursuant to the provisions of Section 124 of the Act, Investor Education and Protection Fund Authority (Accounting, Audit, Transfer and Refund) Rules, 2016 ("IEPF Rules") read with the relevant circulars and amendments thereto, the amount of dividend remaining unpaid or unclaimed for a period of seven years from the due date is required to be transferred to the Investor Education and Protection Fund ("IEPF"), constituted by the Central Government. Further, according to the Rules, the shares on which a dividend has not been paid or claimed by the shareholders for seven consecutive years or more shall also be transferred to the Demat account of the IEPF.

During the Year, no amount of dividend was unpaid or unclaimed for a period of seven years and therefore no amount is required to be transferred to Investor Education and Provident Fund under the Section 125(1) and Section 125(2) of the Act.

23. Conservation of energy, research and development, technology absorption, foreign exchange earnings and outgo:

A) Conservation of energy:

i. Steps that impact energy conservation:

- All old CFL lamps used in the Company are being replaced by energy efficient LED lights in stages.
- Motion sensors installation is being tried out in a couple of areas and we intend to implement soon in other areas
- We have installed VRF AC systems in all cabins of new building which are energy efficient.
- We have installed CFD drives for the chilled water AHUs by which we save about 20 - 25% of energy.

ii. Steps taken to utilize alternative energy sources:

The Company have installed Solar Power System on the roof of our new building with a capacity of about 30 kW. On an average we generate about 1900 kWh per day.

iii. Capital investment on energy conservation equipment:

The Company has invested Rs.2.12 Cr for installation of Solar Power System on the roof of our new building.

(B) Research & development and technology absorption:

A separate section on highlights of the year forms part of this Annual Report.

(C) Foreign exchange earnings and outgo:

Foreign exchange earned during the year in terms of actual inflows was Rs.68.14 Cr. (Previous year - Rs. 37.75 Cr.) whereas foreign exchange outgo during the year in terms of actual outflows was Rs.212.36 Cr. (Previous year - Rs. 82.86 Cr.).

The current year's inflows and outflows are regarding the movement of funds into and outside India in foreign currency against export and import of goods respectively in the normal course of the business.

24. Risk management:

Company's Risk Management Framework is designed to help the organization, which meet its objective through alignment of operating controls to the mission and vision of the Company. The Board of Directors of the Company has formed a risk management committee to frame, implement and monitor the risk management plan for the Company. The committee is responsible for formulating relevant Risk Management Policy for identifying risks, assessment of its impact in Company's business, required action plan for mitigating the risks and ensuring its effectiveness. The audit committee has additional oversight in the area of financial risks and controls.

The Risk Management Framework, institutionalized, strives to ensure a holistic, mutually exclusive and collectively exhaustive allocation of risks by identifying risks relating to key areas such as operational, regulatory, business and commercial, financial, people, cyber security, etc. Using this framework, we aim to achieve key business objectives, both in the long term and short term, while maintaining a competitive advantage.

The Company is committed to effectively managing its operational, financial and other risks to achieve a balance between acceptable levels of risk and reward. The Company has formulated an Enterprise Risk Management Policy (ERM) in compliance with Regulations of SEBI (Listing Obligations and Disclosure Requirements) Regulations, 2015 and provisions of the Companies Act, 2013, which requires the Company to lay down procedures about risk assessment and risk minimization.

The scope of the ERM Policy covers risks across all levels of the organization, considering the internal and external context. The Enterprise Risk Management of the Company includes:

Risk Management framework which comprises of:

- a) Identifying and assessing a broad array of internal and external risks that could adversely impact the

achievement of organizational goals and objectives in a structured manner.

- b) Ensuring appropriate ownership and accountability of risks.
- c) Developing and implementing appropriate risk mitigation and monitoring plans by risk owners including systems and processes for internal control of identified risks and business continuity plans.
- d) Establishing a program structure that engages functional leaders across Company to identify and prioritize risks consistent with the Risk tolerances.
- e) Providing senior leadership / Board with key timely information to make risk-informed decisions.
- f) Providing reasonable assurance with respect to organization's ability to achieve its strategic and business objectives.

Risk Management in the Company includes identification, assessing, monitoring and mitigating various risks through a process that comprehensively evolved over the years.

Regular communication and the review of risk management practice provides the Company with important checks and balances to ensure the efficacy of its risk management program.

Over the last few years, the Company has developed comprehensive internal financial control processes and procedures that could effectively mitigate the overall organizational risks.

25. Adequacy of internal financial controls:

Pursuant to the Companies Act 2013, the term Internal Financial Control (IFC) means the policies and procedures adopted by the Companies for ensuring the orderly and efficient conduct of its business including adherence to Company's policies safeguarding of its assets, prevention and detection of errors and frauds, completeness and accuracy of its accounting records and timely preparation of reliable financial statements.

Your Company has put in place the required internal control systems and processes commensurate with its size and scale of operations. This ensures that all transactions are authorized, recorded, and reported correctly, and assets are safeguarded and protected against loss from unauthorized use or disposition. In addition, there are operational controls and fraud risk controls, covering the entire spectrum of Internal Financial Controls. The internal financial controls are adequate and operating effectively.

The Audit Committee of the Board of Directors regularly reviews execution of Audit Plan, the adequacy and effectiveness of Internal audit systems, and monitors implementation of internal audit recommendations including those relating to strengthening of company's risk management policies and systems.

During the year, an Internal Financial Control (IFC) audit concerning financial statements was done by the Statutory Auditors. Their report is annexed as part of the Independent Auditor's Report.

26. Corporate social responsibility:

We approach community care with the same zeal and efficiency as we approach our business. We have a committed implementation team to carefully choose and craft initiatives in alignment with current and future needs of the nation. We believe in positive relationships that are

built with constructive engagement which enhances the economic, social and cultural wellbeing of individuals and regions connected to our activities. We continuously engage in dialogues, consultation, coordination and cooperation with community members to improve our sustainability performance and reduce business risks.

Corporate Social Responsibility ('CSR') Committee has been constituted pursuant to Section 135 of the Companies Act, 2013.

Details of the composition of the Committee, meetings held, attendance etc. along with policy developed and implemented by the Company as part of its CSR programme and other initiatives taken during the year are given in **Annexure 1** as required under Section 135 of Companies Act, 2013 read with Companies (Corporate Social Responsibility Policy) Rules, 2014, as amended.

Key highlights of the CSR activities undertaken by the Company:

Data Patterns had disbursed Rs. 1.54 crores as CSR funding for the financial year 2022-23 as against Rs.0.76 crores for the previous year, the details of the beneficiaries and the work they do are given below:

S.No.	NGO / Partner Name	Area of CSR	CSR Project	Amount Spent (INR Crs)
i)	Clean Coonoor	Environment	Solid Waste Management	0.15
ii)	Jayam Trust	Promoting Special Education	Construction of special school with residential facility for Autism, ADHD, Intellectual and Learning Disabilities	0.15
iii)	Bharat Kalachar	Promoting Art and Culture	Promote and create cultural awareness and appreciation of our classical fine arts amongst youngsters.	0.11
iv)	Akila Bharatha Mahila Seva Samaja (ABMSS)	Healthcare	To provide safe and accessible treatment for needy children born with cleft and facial deformities	0.10
v)	By Company	Skill development	On the Job training under NAPs, NEEMs etc.,	1.03
Total				1.54

i) Clean Coonoor Project:

This funding is towards one of our CSR objectives - ensuring environmental sustainability, ecological balance, protection of flora and fauna.

Solid Waste Management as a Public Private Partnership between Coonoor Municipality & Clean Coonoor

Objectives:

- Safe Disposal of all waste generated in Coonoor by organized segregation and collection
- Redressal of all waste littered and dumped
- Creation of awareness among the households
- Prevent soil erosion and landslides during heavy rains in the long run

The ultimate goal of the Partnership is, "Zero Waste - defined as the conservation of all resources by means of responsible production, consumption, reuse, and recovery of products, packaging and materials without burning and with no discharges to land, water or air that threaten the environment or human health".

The need for a comprehensive Solid Waste Management Plan on a programmatic basis, was based on two main observations made during the many cleanups organised by Clean Coonoor-

That even though the municipality had a system of daily garbage collection in place catering to a population of 45,494 individuals living in 12,772 households, 30% of the trash generated on a daily basis still went uncollected and ended up being dumped at road margins, forest fringes, waterbodies, and such, and

Disposal of the waste collected, which was subjected to open-dumping at the 12.35 acre municipal dumpsite at Ottupattarai.

Environmental hazards such as spontaneous fires, foul odours, and leachate entering the soil and water sources, soon led to legal implications, and the 'Green Tribunal' soon intervened and issued instructions to the municipality to clear up all the accumulated waste, and prevent further buildup of the same.

ii) Jayam Trust:

This funding is towards one of our CSR objectives - promoting education, including special education and employment enhancing vocation skills especially among children.

Jayam Special School is providing Special Education and Therapeutic rehabilitation services for children with Intellectual Disability, Autism Spectrum Disorder and Specific Learning Disability, since 2011.

At present, they are providing day care center for 100 students with special needs (including 72 boys and 28 girls) and residential care facility for 20 boys. The age group of students ranges from 4 years to 26 years and all students belong to lower socio-economic background. The school has admitted till date 450 students and around 15% of students have joined the mainstream schools with the support of special and remedial education services.

They are the one and only Special School under Intellectual Disability Category in Thiruvallur District and got the recognition in the year 2016 under State Board Syllabus to follow SSLC Exams. They also provide Special Education, Vocational Training, Therapy services and Special Olympic program, Yoga, Computer Training, Counselling services, Remedial education for children with special needs.

Presently, they are located at Padi, Chennai in a limited space (2400 sq. ft. approx., spread across G+2 floors) rented old building accommodating 120 students. To fulfill the dream of accommodating students in their own premises and to accommodate additionally 80 students, they bought a land at Ayappakkam, Chennai, and constructing a building (5600 sq. ft.) at an estimated cost of Rs. 150 lakhs.

iii) Bharat Kalachar.

This funding is towards one of our CSR objectives-promotion and development of traditional arts and handicrafts.

Founded by Mr YG Parthasarathi and his wife Padma Shri Mrs. YGP as she is fondly remembered, Bharat Kalachar Chennai gives awards to outstanding persons in the field of vocal, violin, Bharatanatyam, fine arts, kuchipudi, veena, flute & nadaswaram, Drama; encourages and trains talented children. Gives children from backward socio-economic status the opportunity to perform on stage including visually impaired children. Give scholarships to exceptionally talented children to pursue their art.

Conducts arts festival every year during the Tamil month of Margazhi and during Pongal (Dec/Jan)

iv) Akhila Bharatha Mahila Seva Samaja (ABMSS):

Akhila Bharatha Mahila Seva Samaja (ABMSS) was set up in the year 1993 in Bangalore to promote the social causes of child and people welfare. Over the years, the organization has morphed from a catalyst, supporter, promoter, and sponsor for many causes. Since 2013, the organization went on to add cleft work as its flagship programme. At ABMSS,

the surgeries funded are assessed, outcome measured, cost controlled and safety is given paramount importance. More importantly, the children (patients / beneficiaries) are counseled through their journey of change.

Holistic treatment and rehabilitation of children with cleft palate.

The amount donated by Data Patterns was utilized to perform correctional surgery on 33 children between the ages 0-15.

Awareness camp for identifying cleft patients

To maximize the positive impact in the lives of the cleft children, ABMSS strives to create knowledge and acceptance among general public. For this reason, ABMSS conducts its cleft awareness camps in the rural pockets as well as in urban slums of India. Its Project animators go far flung places, meet with the Anganwadi workers, ASHA Health workers, conduct awareness programmes in schools with the help of RBSK and SSA, public places to educate people about the cleft condition and tell them about our free cleft surgery services.

Outreach Mission for Inaccessible Cleft Patients

ABMSS mission is design to aim to provide much-needed support and medical assistance to individuals who are unable to access cleft treatment due to various barriers. These missions typically involves traveling to remote areas or underserved communities and setting up medical camps where patients can receive cleft surgeries, and other related treatments. The outreach mission also focuses on educating local communities about cleft lip and palate and raising awareness about the importance of early intervention and treatment. Through this initiative, ABMSS pivot to ensure that no cleft child is left behind in their journey towards a healthy and promising life.

v) Skill Development:

The Company provides Skill development training to apprentices under Apprentice Act, 1961 and National Employability Enhancement Mission. Ministry of Corporate Affairs vide office memorandum dated 12/2/2016, has permitted to utilize the CSR funds for the Apprenticeship training which includes expenditure on basic training and stipend paid to apprentices. During the financial year the Company has spent an amount of Rs.2.22 Cr. on the above trainings. Out of the said amount the Company is considering an amount of Rs.1.03 Cr under CSR expenses.

27. Composition and recommendation of the audit committee:

The Audit Committee of the Company has been constituted in line with Section 177 of the Companies Act, 2013, read with Regulation 18 of the SEBI (Listing Obligations and Disclosure Requirements) Regulations, 2015. The members of the Audit Committee are:

- i. Mr. Sowmyan Ramakrishnan, Chairman
- ii. Mr. Prasad Raghava Menon, Member
- iii. Dr. Sastry Venkata Rama Vadlamani, Member
- iv. Ms. Sabitha Rao, Member (Ceased to be a member with effect from December 31, 2022)
- v. Ms. Anuradha Sharma (Appointed as a member of the Committee with effect from April 17, 2023)

During the year, the Board accepted all recommendations of the Audit Committee.

28. Code of Conduct:

The Company has in place Code of Conduct for its Board of Directors and Senior Management Personnel in addition to the Business Conduct Policy of the Company. A copy of the Code of Conduct is available on the website of the Company. The weblink for the same is https://www.datapatternsindia.com/investors/files/Code_of_Conduct_for_Directors_and_Senior_Management.pdf. The compliance of the Code of Conduct have been affirmed by the Directors and Senior Management Personnel annually.

A declaration on confirmation of compliance of the Code of Conduct, signed by the Company's Chairman and Managing Director is published in this Annual Report.

29. Vigil mechanism (Whistle Blower Policy):

Pursuant to the provisions of Section 177 of the Companies Act, 2013 read with Rule 7(1) of Companies (Meeting of Board and its Powers) Rules, 2014, the Company has established the Vigil Mechanism for the genuine concerns and grievances of its Directors and Employees and also nominated Ms. Rekha Murthy Rangarajan, Whole Time Director of the Company, to play the role of Grievances Officer for the purpose of vigil mechanism to whom other Directors and Employees may report their concerns, in terms of Rule 7(3) of Companies (Meeting of Board and its Powers) Rules, 2014. There were no complaints/grievances received during the financial year under consideration.

The Company has formulated and adopted a vigil mechanism policy for employees to access the Management in good faith and to report concerns about unethical behavior, improper practices, actual or suspected fraud, or violation of the code of conduct. It also provides for adequate safeguards against the victimization of employees who avail the mechanism and allows direct access to the chairperson of the Audit Committee in exceptional cases. During the year, no person was denied access to the Audit Committee.

The Whistle Blower Policy of the Company is available on the website of the Company. The weblink for the same is https://www.datapatternsindia.com/investors/files/Whistle_Blower_Policy.pdf

30. Details of application made or any proceeding pending under the insolvency and bankruptcy code, 2016 during the year along with their status as at the end of the financial year:

There were no applications made or any proceedings are pending under the Insolvency and Bankruptcy Code, 2016 during the year.

31. The details of the difference between the amount of the valuation done at the time of one-time settlement and the valuation done while taking a loan from the banks or financial institutions:

There was no instance of any one-time settlement or any requirement of a valuation for any loan from the banks or financial institutions during the year.

32. Directors' responsibility statement as required under Section 134(5) of the Companies Act, 2013:

Under Section 134 (5) of the Companies Act, 2013, the Directors confirm that:

- For the preparation of the annual Financial Statements, the applicable accounting standards were followed, accompanied by a proper explanation relating to material departures;
- Accounting policies were selected and applied consistently; fair judgment was used, and prudent estimates made to give an accurate view of the

Company's state of affairs at the end of the financial year, and its profit and loss for that period;

- Proper and sufficient care was taken for maintaining adequate accounting records as per provisions of this Act to safeguard the Company's assets to prevent and detect fraud and other irregularities;
- Annual Financial Statements were prepared on a going concern basis;
- The Company has laid down Internal Financial Controls and that such internal financial controls are adequate and these were operating effectively; and
- Proper systems were devised to ensure compliance with all applicable laws, and such systems were adequate and operating effectively.

33. Board evaluation:

Under the provisions of the Companies Act, 2013, and SEBI (Listing Obligations and Disclosure Requirements) Regulations, 2015, as amended, the Board of Directors of the Company, in their meeting held on May 13, 2023, evaluated its performance, that of its committees and Individual Directors, including Independent Directors. No Director participated in his/her own evaluation. The Independent Directors reviewed the Non-Independent Directors, Chairman, and the Board at a separate meeting of Independent Directors held on March 27, 2023. The Board of Directors was evaluated on various criteria, including attendance, participation in Board meetings, involvement by providing advice, guidance, suggestions on the business front, and the willingness and commitment to devote the time necessary to fulfil his/her duties.

The Independent Directors were also evaluated based on the performance, professional conduct, roles, and duties as specified in Schedule IV of the Companies Act, 2013, and based on the fulfilment of the Independent Director criteria as specified in Regulation 17 of SEBI (Listing Obligations and Disclosure Requirements) Regulations, 2015. The Board evaluation was based on composition and statutory compliance, understanding business risks, adherence to process and procedures, overseeing management procedures for enforcing code of conduct, ensuring various policies, including the Whistle Blower Policy, were in force. The Board of Directors is of the opinion that the Independent Directors possess integrity, expertise, and experience, including proficiency.

34. Criteria for making payment to Non-Executive Directors:

The Nomination and Remuneration Committee and the Board of Directors considered the following criteria while deciding on the payments to be made to Non-Executive Directors:

- Company performance.
- Maintaining independence and adhering to Corporate Governance laws.
- Contributions during meetings and guidance to the Board on important Company policy matters.
- Active participation in strategic decision-making and informal interaction with the management.

There was no payment made to Non-Executive Directors apart from the sitting fees paid for attending Board and Committee meetings.

Based on the recommendations of the Nomination and Remuneration Committee, the Board of Directors has proposed payment of commission to Non-Executive Directors from the financial year 2023-24. The said proposal forms part of the Notice of 25th Annual General Meeting for the approval of shareholders.

35. Familiarization programme:

The Company has a familiarization programme for Independent Directors under Regulation 25(7) of the SEBI (Listing Obligations and Disclosure Requirements) Regulations, 2015, as amended. It aims to provide Independent Directors of the Company an insight to enable understanding of the business in depth and contribute significantly to the Company. Overview and details of the programme for Independent Directors have been updated on the website of the Company. The weblink for the same is https://www.datapatternsindia.com/investors/files/Familiarization_of_Independent_Director.pdf

36. Policy for determining material subsidiaries:

Pursuant to Regulation 16(1)(c) of the SEBI (Listing Obligations and Disclosure Requirements) Regulations, 2015, as amended, a policy for determining material subsidiaries is not applicable to the Company since the Company doesn't have any subsidiary.

37. Particulars of employees:

In accordance with the provisions of Section 197 of the Companies Act, 2013, read with Rule 5(2) of the Companies (Appointment and Remuneration of Managerial Personnel) Rules, 2014, as amended, a statement containing the names of top 10 employees in terms of remuneration drawn during the financial year and that of every employee employed throughout the financial year and in receipt of a remuneration of Rs. 1.02 crore or more per annum or employed for part of the financial year and receipt of Rs. 8.50 lakh per month is annexed and forms a part of this Report in **Annexure-2 (A)** and the ratio of remuneration of each Director to that of median employees' remuneration, as per Section 197(12) of the Companies Act, 2013, read with Rule 5(1) of the Companies (Appointment and Remuneration of Managerial Personnel) Rules, 2014, as amended, is part of this Report in **Annexure-2 (B)**.

38. Public deposits:

The Company has not accepted or renewed any public deposits and, as such, no amount of principal or interest was outstanding on the Balance Sheet as of date.

39. Statutory Auditors:

R.G.N. Price & Co, (FRN No:002785S) Chartered Accountants, was re-appointed as the auditors of the company in the 21st Annual General Meeting to hold the office from the Financial Year 2019-20 to 2022-23 till the conclusion of the 25th Annual General Meeting. R.G.N. Price & Co. has completed 10 years with the Company as Statutory Auditors.

Pursuant to the provisions of Section 139 of the Companies Act, 2013 read with The Companies (Audit and Auditors) Rules, 2014, and based on the recommendations made by the Members of Audit Committee, the Board of Directors at their meeting held on May 13, 2023, considered and recommended to the Members of the Company, for their approval, the appointment of M/s. Deloitte Haskins & Sells, Chartered Accountants, as Statutory Auditors of the Company from the conclusion of 25th Annual General Meeting till the conclusion of 30th Annual General Meeting of the Company.

The report issued by the Statutory Auditors to the members for the financial year ended March 31, 2023, does not contain any qualification, reservation or adverse remark, or disclaimer.

40. Internal Auditors:

M/s. QED Corporate Advisors LLP, Chartered Accountants, is the internal auditors of the Company. As prescribed under Section 138 of the Act, M/s QED Corporate Advisors LLP, Chartered Accountants, carried out the internal audit of the Company for FY 2022-23. The internal audit was completed as per the scope defined by the Audit Committee from time to time.

41. Secretarial Auditors:

Pursuant to Section 204 of the Companies Act, 2013, read with the Companies (Appointment and Remuneration of Managerial Personnel) Rules, 2014, the Company appointed CS A Mohan Kumar, Practising Company Secretary (COP No. 19145) as the Secretarial Auditor of the Company for the financial year 2022-23.

The Secretarial Audit Report issued by CS A Mohan Kumar, Practising Company Secretary is annexed and forms a part of this Report in **Annexure-3**.

The response to the observations provided in paragraph 3 at Page 49 of the secretarial audit report are as follows:

The Company has made the prior intimation to the Stock Exchanges by considering 5 days instead of 5 clear days. The said delay was inadvertent and a one-time event. The Company has paid the fine and complied. On another instant of delay the Company has filed the disclosure in line with the earlier provisions of Regulation 23 (9) of SEBI (LODR) Regulations, 2015. This timeline was reduced from 30 days to 15 days effective from 01 April 2022, which inadvertently skipped the notice of the Company. The Company has paid the fine and complied.

42. Cost Record and Cost Auditors:

The Company has appointed CMA G. Sundaresan, (FRN. No. 101136) Practicing Cost Accountant to conduct audit of cost records of the Company for the year ended March 31, 2023. The Company has maintained the cost accounts and records in accordance with Section 148 of the Companies Act, 2013 and Rule 8 of the Companies (Accounts) Rules, 2014.

The Board of Directors has re-appointed CMA G. Sundaresan, Practicing Cost Accountant, (FRN.No. 101136) as Cost Auditor of the Company for a period of 3 years from financial year 2023-24 to 2025-26, at such remuneration as may be determined by the Board of Directors of the Company

(including its committees thereof) and recommended the same to the Shareholders for approval in the 25th Annual General Meeting.

The Cost Auditors' Report of FY 2021-22 did not contain any qualifications, reservations, adverse remarks or disclaimers and no frauds were reported by the Cost Auditors to the Company under sub-section (12) of Section 143 of the Act.

43. Secretarial Standards:

Pursuant to Section 205 of the Act, the Company complies with the applicable Secretarial Standards as mandated by the Institute of Company Secretaries of India ('ICSI') to ensure compliance with all the applicable provisions read together with the relevant circulars issued by MCA during pandemic.

44. Details in Respect of Frauds Reported by Auditors under Section 143(12) of the Companies Act, 2013:

During the year under review, no frauds were reported by the auditors to the Audit Committee or the Board under Section 143(12) of the Act read with Rule 13 of the Companies (Audit and Auditors) Rules, 2014.

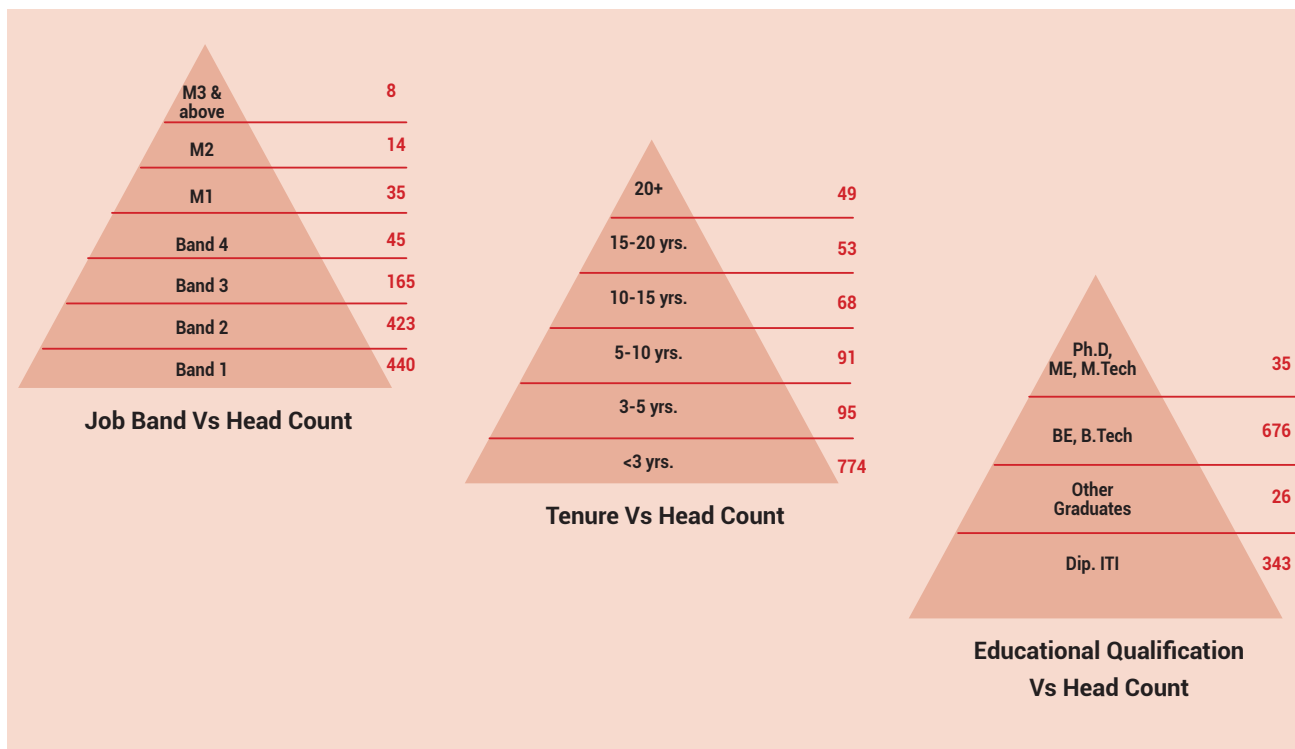
45. Significant and material orders passed by the regulators, courts or tribunals:

There are no significant and material orders passed by the regulators or courts or tribunals, Statutory and quasi-judicial bodies that may impact the Company as a going concern and/or Company's operations in the future. There is no corporate insolvency resolution process initiated under the Insolvency and Bankruptcy Code, 2016.

46. Human potential:

The Company has increased its manpower bandwidth in line with the business needs. As on March 31, 2023, the company's employee strength stood at 1130 as compared to 886 as at the end of previous year, which accounts for 27% increase during the year. The Company managed the attrition rate effectively during the year. The attrition rate at the end of current financial year was 9.5% as against 14% as at the end of previous year, which is a reduction of 4.5%.

There are more than 150 employees serving the Company for longer than 10 years. The profile of employees are as follows:

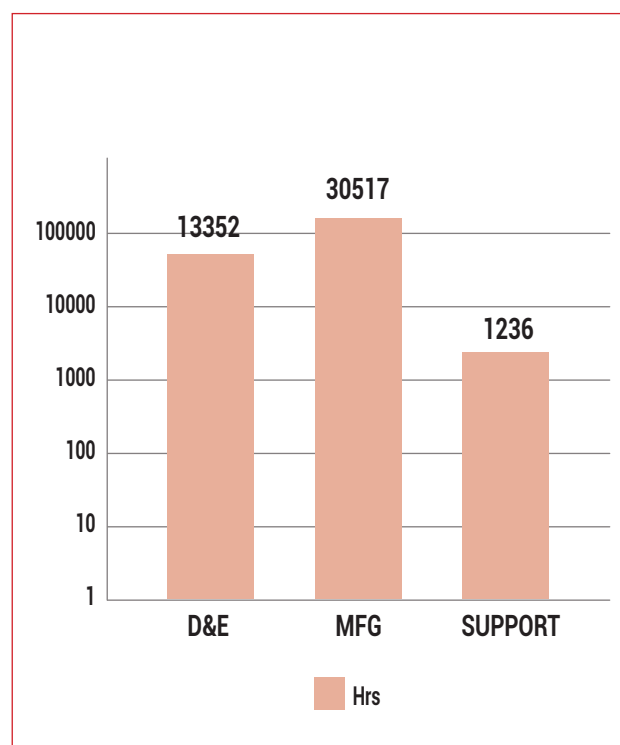
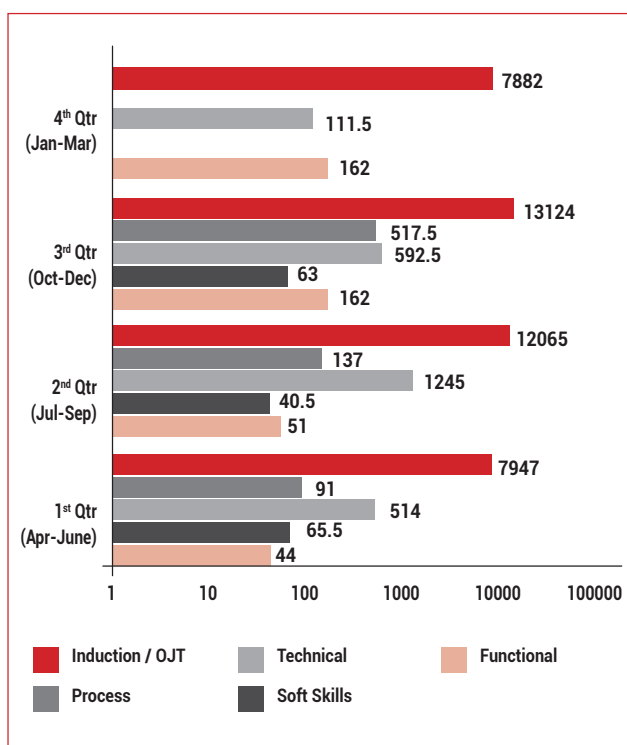


The Company aims at recruiting talent, facilitating their integration into the Company, encouraging the development of skillsets and creating a mutually beneficial relationship to support performance and growth.

During the year the employees of the Company have spent

44,814.5 Man hours under various training programme including functional, soft skills, technical, process, induction and on the job training. The training covers all the functions such as Design and Engineering, Manufacturing and Support.

Training Summary



47. Process & Quality:

The Company has established a process based management system that follows a phased approach. It starts with establishing various requirements to be complied with, creating awareness on these requirements through internal communication, integration of requirements with existing process based management system for ongoing compliance, monitoring, and audit for ensuring compliance. The process based management system is independently assessed and certified by external certification bodies on an annual basis. Independent assessment, are done as part of ISO 9001:2008, AS9100D, ISO 27001:2013, ISO 14001:2015 and ISO 45001:2018 certifications.

48. Disclosure as required under Section 22 of The Sexual Harassment of Women at Workplace (Prevention, Prohibition and Redressal) Act, 2013:

The Company has a policy on the prevention of sexual harassment at the workplace. It has duly constituted the Internal Complaints Committee (ICC), in line with the requirements of The Sexual Harassment of Women at Workplace (Prevention, Prohibition and Redressal) Act, 2013. The ICC has been set up to redress any complaints

received regarding sexual harassment. The ICC did not have any complaints at the beginning of the year and further has not received any complaints during the financial year 2022-23.

49. Listing fees:

The Company confirms that it has paid the annual listing fees for the financial year 2022-23 to both National Stock Exchange of India Limited and BSE Limited.

50. Acknowledgments:

Your Directors place on record their appreciation for assistance and co-operation received from various Ministries and Department of Government of India and other State Governments, Banks, financial institutions, Company's Auditors, and all stakeholders.

Your Directors wish to place on record their sincere appreciation for the dedicated efforts and consistent contribution made by the employees at all levels and all others, to ensure that the Company continues to grow and excel, despite the disturbances caused due to second and third wave of Covid pandemic.

The Directors also wish to place their thanks to all the investors for posing confidence in the Company and investing in its shares.

For and on behalf of Board of Directors of
Data Patterns (India) Limited

Date: May 13, 2023
Place: Chennai

Srinivasagopalan Rangarajan
Chairman and Managing Director
DIN: 00643456

Rekha Murthy Rangarajan
Whole-time Director
DIN : 00647472

ANNUAL REPORT ON CORPORATE SOCIAL RESPONSIBILITY (CSR) ACTIVITIES

[Pursuant to Section 135 of the Companies Act 2013 read with Companies (Corporate Social Responsibility Policy) Rules, 2014 as amended]

1. Brief outline on CSR Policy of the Company:

The Company primarily recognizes that, a Company, being a business citizen should go beyond having profit-making objective, to develop the society within its reach and accordingly, take initiative to contribute towards welfare of various segments of society by undertaking socially and economically useful programs for sustainable development of the community and society at large. The Company's CSR vision is to align the Company's vision with that of the society and integrate sustainable development of the community and society into the Company's business model. The CSR objectives and activities considered in the CSR policy are in line with the Companies Act, 2013 and rules made thereunder.

2. Composition of CSR Committee:

S. No	Name of Director	Designation / Nature of Directorship	Number of meetings of CSR Committee held during the year	Number of meetings of CSR Committee attended during the year
1	Mr. Mathew Cyriac [#]	Chairman	2	2
2	Ms Rekha Murthy Rangarajan	Member	2	2
3	Ms. Sabitha Rao [^]	Member	2	1
4	Ms. Anuradha Sharma [*]	Member	NA	NA

[#] Appointed as Chairman w.e.f. March 08, 2023

[^] Ceased to be a Member w.e.f. December 31, 2022

^{*} Appointed w.e.f. March 08, 2023

3. Provide the weblink(s) where Composition of CSR committee, CSR policy and CSR projects approved by the board are disclosed on the website of the company:

CSR Policy : https://www.datapatternsindia.com/investors/files/CSR_Policy.pdf

CSR Committee : https://www.datapatternsindia.com/investors/board_committees.php

CSR Reports : <https://www.datapatternsindia.com/investors/policies.php>

4. Provide the executive summary along with web-link(s) of Impact Assessment of CSR Projects carried out in pursuance of sub-rule (3) of rule 8, if applicable.

Not Applicable

5	(a)	Average net profit of the company as per section 135(5)	Rs.76.77 Cr.
	(b)	Two percent of average net profit of the company as per section 135(5)	Rs. 1.54 Cr.
	(c)	Surplus arising out of the CSR projects or programmes or activities of the previous financial years	Nil
	(d)	Amount required to be set off for the financial year, if any	Nil
	(e)	Total CSR obligation for the financial year (b + c – d).	Rs. 1.54 Cr.

6	(a) Amount spent on CSR Projects:	
	(i) On-going Project	Nil
	(ii) Other than On-going Project	Rs. 1.54 Cr.
	(b) Amount spent in Administrative Overheads.	Nil
	(c) Amount spent on Impact Assessment, if applicable.	Nil
	(d) Total amount spent for the Financial Year [(a)+(b)+(c)].	Rs. 1.54 Cr.

(e) CSR amount spent or unspent for the Financial Year:

Total Amount Spent for the Financial Year (Rs. in Cr.)	Amount Unspent (Rs. in Cr.)				
	Total Amount transferred to Unspent CSR Account as per section 135(6)		Amount transferred to any fund specified under Schedule VII as per second proviso to section 135(5).		
	Amount	Date of transfer	Name of the Fund	Amount	Date of transfer
1.54	Nil	Nil	Nil	Nil	Nil

(f) Excess amount for set off, if any

S. No.	Particular	Amount (Rs. in Cr.)
(i)	Two percent of average net profit of the company as per section 135(5)	1.54
(ii)	Total amount spent for the Financial Year	1.54
(iii)	Excess amount spent for the financial year ((ii)-(i))	Nil
(iv)	Surplus arising out of the CSR projects or programmes or activities of the previous financial years, if any	Nil
(v)	Amount available for set off in succeeding financial years ((iii)-(iv))	Nil

7) Details of Unspent CSR amount for the preceding three financial years:

S. No	Preceding Financial Year(s)	Amount transferred to Unspent CSR Account under section 135 (6) (in `)	Balance amount in unspent CSR amount under section 135(6) (in `)	Amount spent in the Financial Year (in `)	Amount transferred to a fund as specified under Schedule VII as per section 135(5), if any		Amount remaining to be spent in succeeding financial years (in `)	Deficiency, if any
					Amount (in `)	Date of transfer		
								Nil

8) Whether any capital assets have been created or acquired through Corporate Social Responsibility amount spent in the Financial Year:

No

If Yes, enter the number of Capital assets created / acquired: Nil.

Furnish the details relating to such asset(s) so created or acquired through Corporate Social Responsibility amount spent in the Financial Year:

Sl. No	Short particulars of the property or asset(s) [including complete address and location of the property]	Pincode of the property or asset(s)	Date of creation	Amount of CSR amount spent	Details of entity/ Authority/ beneficiary of the registered owner		
1	2	3	4	5	6		
					CSR Registration Number, if applicable	Name	Registered address
Not Applicable							

(All the fields should be captured as appearing in the revenue record, flat no, house no, Municipal Office/Municipal Corporation/ Gram panchayat are to be specified and also the area of the immovable property as well as boundaries)

9. Specify the reason(s), if the company has failed to spend two per cent of the average net profit as per section 135(5).

Not Applicable

For and on behalf of Board of Directors of
Data Patterns (India) Limited

Date: May 13, 2023
Place: Chennai

Srinivasagopalan Rangarajan
Chairman and Managing Director
DIN: 00643456

Mr. Mathew Cyriac
Chairman CSR Committee
DIN: 01903606

ANNEXURE 2A TO DIRECTOR'S REPORT

Pursuant to Section 197 of Companies Act, 2013 r/w Rule 5 Companies (Appointment and Remuneration of Managerial Personnel) Rules, 2014.

I Employed throughout the financial year, was in receipt of remuneration for that year which, in the aggregate, was not less than Rupees One crore and Two lakhs

Sl. No.	Name	Designation	Remuneration in INR	Qualification	Experience (No. of years) (Overall experience including Data Patterns)	Date of commencement of employment	Age (Yrs)	Last employment held by such employee before joining the company (with Designation)	Percentage of Equity Shares held #	Whether any such employee is a relative of any director or manager of the company and if so, name of such director or manager
---------	------	-------------	---------------------	---------------	--	------------------------------------	-----------	---	------------------------------------	---

NIL

The percentage of equity shares held by the employee in the company within the meaning of clause(iii) of sub-rule (2) of Rule 5 of Companies (Appointment and Remuneration of Managerial Personnel) Rules, 2014.

II Top Ten Employees in terms of Remuneration drawn during the financial year 2022-23

Sl. No.	Name	Designation	Remuneration in INR	Qualification	Experience (No. of years) (Overall experience including Data Patterns)	Date of commencement of employment	Age (Yrs)	Last employment held by such employee before joining the company (with Designation)	Percentage of Equity Shares held #	Whether any such employee is a relative of any director or manager of the company and if so, name of such director or manager
1	Mr. Srinivasagopalan Rangarajan	Chairman & Managing Director	87,27,244	M.S	42	15-Mar-1985	65	-	22.80%	Related to Ms. Rekha Rangarajan, Whole-time Director
2	Ms. Rekha Murthy Rangarajan	Whole-Time Director	69,31,844	MA	34	15-Mar-1985	58	-	19.02%	Related to Mr. Srinivasagopalan Rangarajan, Chairman and Managing Director.
3	Mr. Desingurajan P	Chief Technology Officer	77,55,648	B.E	33	06-Dec-1989	55	-	2.61%	No
4	Mr. Vijay Ananth K	Chief Operating Officer and Whole-Time Director	69,99,888	M.C.A	25	09-Sep-1998	46	-	2.60%	No
5	Mr. Thomas Mathuram S	Chief Marketing Officer	59,38,200	M.Tech	31	02-Sep-2000	58	-	0.88%	No
6	Mr. Kuppuswamy G	Vice President - Business Development	50,81,554	BE	30	20-Oct-2003	49	Advance Tech Controls as Asst. Branch Manager	0.91%	No
7	Mr. Tirunavukkarasu T S	General Manager Technology	46,66,371	BE	32	10-Jan-1991	51	-	1.24%	No
8	Mr. Swaminathan A	General Manager Programs	43,72,891	MCA	27	07-Mar-2001	56	Microsol, Ireland as Software Engineer	0.40%	No

Sl. No.	Name	Designation	Remuneration in INR	Qualification	Experience (No. of years) (Overall experience including Data Patterns)	Date of commencement of employment	Age (Yrs)	Last employment held by such employee before joining the company (with Designation)	Percentage of Equity Shares held #	Whether any such employee is a relative of any director or manager of the company and if so, name of such director or manager
9	Mr. Muni Prasad KV	Associate General Manager Technology	43,07,468	MS	20	01-Feb-2005	38	L&T Infotech as Software Engineer	0.11%	No
10	Mr. Venkatachalam Venkata Subramanian	Chief Financial Officer	41,15,280	CA	32	06-Nov-2000	55	Practicing Chartered Accountant	1.11%	No

The percentage of equity shares held by the employee in the company within the meaning of clause(iii) of sub-rule (2) of Rule 5 of Companies (Appointment and Remuneration of Managerial Personnel) Rules, 2014.

Note : All the employees mentioned above are on the rolls of the Company

III Employed for a part of the financial year, was in receipt of remuneration for any part of that year, at a rate which, in the aggregate, was not less than Rupees Eight lakhs Fifty thousand only per month

Sl. No.	Name	Designation	Remuneration in INR	Qualification	Experience (No. of years) (Overall experience including Data Patterns)	Date of commencement of employment	Age (Yrs)	Last employment held by such employee before joining the company (with Designation)	Percentage of Equity Shares held #	Whether any such employee is a relative of any director or manager of the company and if so, name of such director or manager
NIL										

The percentage of equity shares held by the employee in the company within the meaning of clause(iii) of sub-rule (2) of Rule 5 of Companies (Appointment and Remuneration of Managerial Personnel) Rules, 2014.

IV Employed throughout the financial year or part thereof, was in receipt of remuneration in that year which is in excess of that drawn by the managing director or whole-time director or manager and holds by himself or along with his spouse and dependent children, not less than two percent of the equity shares of the company

Sl. No.	Name	Designation	Remuneration in INR	Qualification	Experience (No. of years) (Overall experience including Data Patterns)	Date of commencement of employment	Age (Yrs)	Last employment held by such employee before joining the company (with Designation)	Percentage of Equity Shares held #	Whether any such employee is a relative of any director or manager of the company and if so, name of such director or manager
NIL										

The percentage of equity shares held by the employee in the company within the meaning of clause(iii) of sub-rule (2) of Rule 5 of Companies (Appointment and Remuneration of Managerial Personnel) Rules, 2014.

For and on behalf of Board of Directors of

Data Patterns (India) Limited

Date: May 13, 2023
Place: Chennai

Srinivasgopalan Rangarajan
Chairman and Managing Director
DIN: 00643456

Rekha Murthy Rangarajan
Whole-time Director
DIN: 00647472

ANNEXURE 2B TO DIRECTOR'S REPORT

Details as per Section 197 of the Companies Act 2013 read with Rule 5 of the Companies (Appointment and Remuneration of Managerial Personnel) Rules, 2014

1 The ratio of the remuneration of each director to the median remuneration of the employees of the company for the financial year

Sl. No.	Name of the Director	Ratio of the remuneration of director to the median employee remuneration
1	Mr. Srinivasagopalan Rangarajan	18.08 : 1
2	Ms. Rekha Murthy Rangarajan	12.74 : 1
3	Mr. Vijay Ananth K	15.07 : 1
4	Mr. Mathew Cyriac	1.72 : 1
5	Dr. Sastry Venkata Rama Vadlamani	2.37 : 1
6	Mr. Sowmyan Ramakrishnan	2.21 : 1
7	Mr. Prasad Raghava Menon	2.04 : 1
8	Ms. Anuradha Sharma	NA*
9	Ms. Sabitha Rao	1.29 : 1

(1 denotes Median Salary)

* Appointed w.e.f. January 28, 2023

2 Percentage increase in remuneration

Sl. No.	Name	Designation	Percentage increase/decrease in remuneration
1	Mr. Srinivasagopalan Rangarajan	Chairman and Managing Director	5.97%
2	Ms. Rekha Murthy Rangarajan	Whole-time Director	6.03%
3	Mr. Vijay Ananth K	Chief Operating Officer and Whole-Time Director	6.47%
4	Mr. Mathew Cyriac	Nominee Director	28%*
5	Dr. Sastry Venkata Rama Vadlamani	Independent Director	76%*
6	Mr. Sowmyan Ramakrishnan	Independent Director	64%*
7	Mr. Prasad Raghava Menon	Independent Director	52%*
8	Ms. Anuradha Sharma	Independent Director	Not Applicable#
9	Ms. Sabitha Rao	Independent Director	-14.29%
10	Mr. Venkatachalam Venkata Subramanian	Chief Financial Officer	6.67%
11	Ms. Manvi Bhasin	Company Secretary and Compliance Officer	66.29% [@]

* Increase is due to additional meetings attended during the year. There is no change in sitting fee paid to the Independent Directors.

Appointed w.e.f. January 28, 2023.

@ Remuneration for the year 2021-22 was paid for part of the year since she joined during July 2021.

3 Percentage increase in the median remuneration of employees:

The percentage of increase in the Median employee remuneration is 8% as compared to the previous year.

4 Permanent Employees:

The Number of Permanent Employees on the rolls of the Company as on March 31, 2023 is 826 employees.

5 Other details:

S. No.	Particulars	Remarks
a	Average percentile increase already made in the salaries of employees other than the managerial personnel in the last financial year	During the FY 2021-22, the overall salary increased to employees around 26.93% (which excludes Managerial Remuneration)
b	Percentile increase in managerial remuneration	Compared to last financial year the Managerial remuneration increase by 10.53%
c	The comparison with the percentile increase in the employee remuneration with managerial remuneration and justification thereof	Employee remuneration (Excluding Managerial Remuneration) increased during FY 2022-23 by 26.06%.
d	Any exceptional circumstances for increase in the managerial remuneration	N.A.

6 We hereby affirm that the remuneration paid to the Directors and Employees are as per the remuneration policy of the Company

For and on behalf of Board of Directors of

Data Patterns (India) Limited

Date: May 13, 2023
Place: Chennai

Srinivasagopalan Rangarajan
Chairman and Managing Director
DIN: 00643456

Rekha Murthy Rangarajan
Whole-time Director
DIN: 00647472

ANNEXURE 3 TO DIRECTOR'S REPORT

Form No. MR-3 SECRETARIAL AUDIT REPORT

FOR THE FINANCIAL YEAR ENDED MARCH 31, 2023

[Pursuant to section 204 (1) of the Companies Act, 2013 and Rule No.9 of the Companies (Appointment and Remuneration Personnel) Rules, 2014]and Regulation 24A of SEBI (Listing Obligations and Disclosure Requirements) Regulations, 2015

To,

The Members,

M/s. Data Patterns (India) Limited

I have conducted the Secretarial Audit of the Compliances with regards to applicable statutory provisions and the adherence to good corporate practices followed by **M/s. Data Patterns (India) Limited [Formerly known as Indus Teqsite Private Limited]** (hereinafter called "the Company") bearing Corporate Identification Number **L72200TN1998PLC061236**. Secretarial Audit was conducted in a manner that provided us a reasonable basis for evaluating the corporate conducts/statutory compliances and expressing my opinion thereon.

Based on my verification of M/s. Data Patterns (India) Limited's books, papers, minute books, forms and returns filed and other records maintained by the Company and also the information provided by the Company, its officers, agents and authorized representatives during the conduct of secretarial audit, I hereby report that in my opinion, the Company has, during the audit period covering the financial year ended on March 31, 2023, complied with the statutory provisions listed hereunder and also that the Company has proper Board-processes and compliance-mechanism in place to the extent, in the manner and subject to the reporting made hereinafter:

There was a delay of one day in the intimation to National Stock Exchange of India Ltd (NSE) and Bombay Stock Exchange Limited (BSE) (together "Stock Exchanges") regarding Board Meeting Intimation under Regulation 29 (2) of SEBI (Listing Obligations and Disclosure Requirements) Regulations, 2015 for the Board Meeting held on May 23, 2022. The Stock Exchanges have levied fine for the one-day delay and the same was duly paid by the Company. There was one more instance of delay of 8 days in filing disclosure on Related Party Transaction for the half year ended March 31, 2022, pursuant to Regulation 23(9) of SEBI (Listing Obligations and Disclosure Requirements) Regulations, 2015. The NSE has levied fine for the delay and the same was duly paid by the Company.

I have examined the books, papers, minute books, forms and returns filed and other records maintained by the Company for the financial year ended on March 31, 2023 ("Review period") according to the provisions of:

- (i) The Companies Act, 2013 (the Act) and the rules made thereunder;
- (ii) The Foreign Exchange Management Act, 1999 and the rules and regulations made thereunder to the extent of Foreign Direct Investment, Overseas Direct Investment and External Commercial Borrowings;
- (iii) The Securities Contracts (Regulation) Act, 1956 ('SCRA') and the rules made thereunder;
- (iv) The Depositories Act, 1996 and the Regulations and Bye-laws framed thereunder;
- (v) The following Regulations and Guidelines prescribed under the Securities and Exchange Board of India Act, 1992 ('SEBI Act'):-
 - a) The Securities and Exchange Board of India (Substantial Acquisition of Shares and Takeovers) Regulations, 2011;
 - b) The Securities and Exchange Board of India (Prohibition of Insider Trading) Regulations, 2015;
 - c) The Securities and Exchange Board of India (Issue of Capital and Disclosure Requirements) Regulations, 2018;
 - d) The Securities and Exchange Board of India (Share Based Employee Benefits and Sweat Equity) Regulations, 2021; *Not applicable to the Company during the financial year under review;*
 - e) The Securities and Exchange Board of India (Depositories and Participants) Regulations, 2021;

- f) The Securities and Exchange Board of India (Issue and Listing of Non-convertible Securities) Regulations, 2021 - *During the financial year under review the Company has not issued any Non-convertible securities and hence not applicable;*
- g) The Securities and Exchange Board of India (Registrars to an Issue and Share Transfer Agents) Regulations, 1993 regarding the Companies Act and dealing with client - *The Company is not registered as transferor to issue and Share Transfer Agent during the financial year under review and hence not applicable;*
- h) The Securities and Exchange Board of India (Delisting of Equity Shares) Regulations, 2021- *Not applicable during the financial year under review as the Company has not delisted its equity shares from any stock exchange;*
- i) Securities and Exchange Board of India (Issue and Listing of Non-Convertible and Redeemable Preference Shares) Regulations, 2013 - *Not applicable during the financial year under review as the Company has not issued any Non-Convertible and Redeemable Preference Shares from any stock exchange;*
 - a) The Securities and Exchange Board of India (Buyback of Securities) Regulations, 2018- The Company has not bought back any of its securities during the financial year under review and hence not applicable; and
 - b) The Securities and Exchange Board of India (Listing Obligations and Disclosure Requirements) Regulations 2015.
 - c) The Laws as applicable specifically to the Company.

I have also examined compliance with the applicable clauses of the following:

- (i) Secretarial Standards issued by The Institute of Company Secretaries of India.
- (ii) The Listing Agreements entered into by the Company with BSE Limited (BSE) and National Stock Exchange of India Limited (NSE).

I further report that the applicable financial laws, such as Direct and Indirect Tax Laws, have not been reviewed under my audit as the same falls under the review of statutory auditor and by other designated professionals.

During the Review period, the Company has complied with the provisions of the Act, Rules, Regulations, Guidelines, Standards, etc. mentioned as above.

I further report that:

- a) The Board of Directors of the Company is duly constituted with proper balance of Executive Directors, Non-Executive Directors and Independent Directors. The changes in the composition of the Board of Directors that took place during the period under review were carried out in compliance with the provisions of the Act.
- b) Adequate Notice is given to all Directors to Schedule the Board Meetings, agenda and detailed notes on agenda were sent in advance, and a system exists for seeking and obtaining further information and clarifications on the agenda items before the meeting and for meaningful participation at the meeting.
- c) All decisions of the Board were carried through with requisite majority.

I further report that there are adequate systems and process in the Company commensurate with the size and operations of the Company to monitor and ensure compliance with applicable Laws, rules, regulations and guidelines.

I further report that during the audit period, the following major transactions were identified:-

1. There were two instances of non-compliance of the provisions of SEBI (Prohibition of Insider Trading) Regulations, 2015 by the employees of the company. An employee of the Company purchased the securities of the company during the closure of trading window. Another employee of the Company has made a contra trade. The Company addressed the non-compliances by serving notices to them and asking explanation for the trade and then decided to not take severe actions as the quantum involved was less. The profits of contra trade were remitted to the SEBI for credit of the Investor Protection and Education Fund by the employee. The Company has intimated BSE and NSE about the two instances mentioned above .
2. The monitoring agency reports on utilization of funds raised were submitted to the NSE and BSE for the March 2022 and September 2022 quarters after the due date of 45 days.
3. The members at the Extraordinary General Meeting held on 06th May 2022, approved the appointment of

Mr. Vijay Ananth (DIN: 09398784) as executive Whole-time Director of the company.

4. The members in the Annual General Meeting held on 06th September 2022 accorded approval for the following:
 - a. Declaration of final dividend of Rs.3.50 per equity share of Rs.2/- each.
 - b. Approving the Appointment of Mr. Mathew Cyriac as Nominee Director representing M/s. Florintree Capital Partners LLP pursuant to the special rights available to certain shareholders as per the Articles of Association-Clause 83.
5. Ms. Sabitha Rao (DIN: 06908122), ceased to be the Women Independent director of the Company due to her sad demise on 31st December 2022.
6. The Board duly appointed Ms. Anuradha Sharma (DIN: 01965605), as Additional Independent Director of the Company in its board meeting held on 28th January 2023 to fill the casual vacancy created due to the demise of Ms. Sabitha Rao. Further in the Extraordinary General Meeting held on 27th February 2023, the shareholders approved her appointment as Independent Director.
7. The board of directors considered the further issue of shares in the board meeting held on 28th January 2023 and the board delegated the powers to 'Internal Fund Raising Committee'.
 - a. The shareholders approved the raising of capital through further issue of shares by Qualified

Institutional Placement for an amount not exceeding Rs. 5000 million in the Extraordinary General Meeting held on 27th February 2023.

- b. The Fund Raising Committee approved the opening of issue on 8th March 2023 closed the issue on 13th March 2023.
- c. In the meeting held on 13th March 2023, the Fund Raising Committee fixed the price of the Equity shares to be allotted through Qualified Institutional Placement as ₹1220.31 i.e., at a premium of ₹1218.31 per Equity Share which is after considering 5% discount of Rs.64.22 per equity share on the floor price. Further, the committee made allotment of 4,097,319 equity shares, to the successful eligible Qualified Institutional Buyers, aggregating the funds raised upto Rs.4,99,99,99,348.89.
- d. The shares issued through Qualified Institutional Placement were listed in BSE and NSE after duly receiving the in-principal approval from the respective exchanges.
8. The Composition of the Board of Directors of the Company as on March 31, 2023 is given in "Annexure B".
9. The board has various committees in place as per the Companies Act, 2013 and SEBI Regulations such as Audit Committee, Stakeholder Relationship Committee, Nomination and Remuneration Committee, Risk Management Committee and Corporate Social Responsibility Committee. The Composition of Committees of the Company as on March 31, 2023 is given in "Annexure C".

For **Mohan Kumar & Associates**

Place: Chennai
Date: 13-05-2023

A. Mohan Kumar
Practicing Company Secretary
Membership Number: FCS 4347
Certificate of Practice Number: 19145
Peer Review Certificate Number: 2205/2022
UDIN: F004347E000288059

This Report is to be read with my testimony of even date which is annexed as Annexure A and forms an integral part of this report.

**ANNEXURE A
TO SECRETARIAL AUDIT REPORT**

To,

The Members,

M/s. Data Patterns (India) Limited.

My report of even date is to be read along with this letter.

1. Maintenance of Secretarial record is the responsibility of the management of the Company. My responsibility is to express an opinion on these secretarial records based on my audit.
2. I have followed the audit practices and process as were appropriate to obtain reasonable assurance about the correctness of the contents of the Secretarial records. The verification was done on test basis to ensure that correct facts are reflected in Secretarial records. I believe that the process and practices, I have followed provide a reasonable basis for my opinion.
3. I have not verified the correctness and appropriateness of financial records and Books of Accounts of the Company.
4. Wherever required, I have obtained the Management representation about the Compliance of laws, rules and regulations and happening of events etc.
5. The Compliance of the provisions of corporate and other applicable laws, rules, regulations, standards is the responsibility of management. My examination was limited to the verification of procedure on test basis.
6. The Secretarial Audit report is neither an assurance as to the future viability of the Company nor of the efficacy or effectiveness with which the management has conducted the affairs of the Company.

For **Mohan Kumar & Associates**

Place: Chennai

Date:13-05-2023

A. Mohan Kumar

Practicing Company Secretary

Membership Number: FCS 4347

Certificate of Practice Number: 19145

Peer Review Certificate Number: 2205/2022

UDIN: F004347E000288059

ANNEXURE B TO SECRETARIAL AUDIT REPORT

Composition of Board of Directors as on March 31, 2023:

S. No.	Name	Designation	Date of Appointment at Current Designation	Date of Appointment
1.	Mr. Srinivasagopalan Rangarajan	Chairman and Managing Director	14.09.2020	11-11-1998
2.	Ms. Rekha Murthy Rangarajan	Whole-time Director	14.09.2020	11-11-1998
3.	Mr. Vijay Ananth K	Whole-time Director	06-05-2022	08-02-2022
4.	Mr. Mathew Cyriac	Non-Executive Nominee Director	04-06-2021	04-06-2021
5.	Mr. Prasad Raghava Menon	Independent Director	10-09-2021	10-09-2021
6.	Mr. Sowmyan Ramakrishnan	Independent Director	10-09-2021	10-09-2021
7.	Dr. Sastry Venkata Rama Vadlamani	Independent Director	10-09-2021	10-09-2021
8.	Ms. Anuradha Sharma	Independent Director	27-02-2023	28-01-2023

Key Managerial Personnel:

S. No.	Name	Designation	Date of Appointment	Date of Cessation
1.	Mr. Srinivasagopalan Rangarajan	Chairman and Managing Director	14.09.2020	
2.	Ms. Rekha Murthy Rangarajan	Whole-time Director	14.09.2020	
3.	Mr. Vijay Ananth K	Whole-time Director	06-05-2022	
4.	Mr. Venkatachalam Venkata Subramanian	CFO	03/09/2021	-
5.	Ms. ManviBhasin	Company Secretary	19/07/2021	-

ANNEXURE C TO SECRETARIAL AUDIT REPORT

Composition of Committees of Board as on March 31, 2023:

1. Audit Committee:

S. No.	Name	Designation	Position held in the Committee
1.	Mr. Sowmyan Ramakrishnan	Independent Director	Chairman
2.	Mr. Prasad Raghava Menon	Independent Director	Member
3.	Dr. Sastry Venkata Rama Vadlamani	Independent Director	Member

2. Nomination and Remuneration Committee:

S. No.	Name	Designation	Position held in the Committee
1.	Mr. Prasad Raghava Menon	Independent Director	Chairman
2.	Dr. Sastry Venkata Rama Vadlamani	Independent Director	Member
3.	Mr. Mathew Cyriac	Non-Executive - Nominee Director	Member

3. Stakeholders Relationship Committee:

S. No.	Name	Designation	Position held in the Committee
1.	Mr. Mathew Cyriac	Non-Executive - Nominee Director	Chairperson
2.	Mr. Sowmyan Ramakrishnan	Independent Director	Member
3.	Dr. Sastry Venkata Rama Vadlamani	Independent Director	Member
4.	Mr. Srinivasagopalan Rangarajan	Chairman and Managing Director	Member

4. Corporate Social Responsibility Committee:

S. No.	Name	Designation	Position held in the Committee
1.	Mr. Mathew Cyriac	Non-Executive - Nominee Director	Chairperson
2.	Ms. Anuradha Sharma	Independent Director	Member
3.	Ms. Rekha Murthy Rangarajan	Whole-time Director	Member

5. Risk Management Committee:

S. No.	Name	Designation	Position held in the Committee
1.	Mr. Sowmyan Ramakrishnan	Independent Director	Chairperson
2.	Dr. Sastry Venkata Rama Vadlamani	Independent Director	Member
3.	Mr. Srinivasagopalan Rangarajan	Chairman and Managing Director	Member
4.	Mr. Vijay Ananth	Whole-time Director	Member

Report on Corporate Governance

This Corporate Governance Report of Data Patterns (India) Limited ("the Company") for Financial Year ended on March 31, 2023, is being prepared pursuant to the Securities Exchange Board of India ('SEBI') (Listing Obligations and Disclosure Requirements) Regulations, 2015 ('SEBI Listing Regulations'), as amended and circulars issued thereunder and forms part of the Annual Report and states compliance as per requirements of the Companies Act, 2013 ('the Act') and Rules made thereunder as amended and SEBI Listing Regulations.

1. Company's Philosophy on Code of Corporate Governance:

The Company is committed to maintaining high standards of Corporate Governance, protecting Customers', Shareholders', and other Stakeholders' interests. In line with this philosophy, the Company endeavours to maintain transparency and integrity at all levels through adoption of best Corporate Governance Practices. The following is a report on the status and progress on the major aspects of Corporate Governance.

2. Board of Directors:

The Directors of the Company possess highest professional ethics, integrity and values and are committed to representing the long-term interests of the stakeholders. The basic responsibility of the Board is to provide effective governance over the Company's affairs exercising its reasonable business judgment on behalf of the Company.

I. Composition:

The Board has an optimum combination of Executive, Non-Executive, and Independent Directors, which ensures proper governance and management.

As on March 31, 2023, the Board of Directors ("Board") comprises of eight members out of which three are Executive Director (two being Promoter Directors), one Non-Executive Director nominated by an Investor, Florintree Capital Partners LLP and four Non-Executive - Independent Directors.

The optimum combination of Executive, Non-executive and Independent Directors ensure independence of the Board and separation of Board function from governance and management.

The Board of Directors is of the opinion that the Independent Directors fulfil the conditions specified in SEBI (Listing Obligations and Disclosure Requirements) Regulations, 2015 and are independent of the management.

As mandated under Regulation 26 of SEBI (Listing Obligations and Disclosure Requirements) Regulations, 2015, as amended, neither of the Directors are a member of more than ten specified Committees nor any of them are acting as the Chairperson of more than five specified Committees, across all Public Limited Companies in which they are Directors.

II. Board Meetings:

5 (Five) Board Meetings were held during the year and the gap between any two meetings did not exceed 120 days and requisite quorum was present for all the meetings with the presence of at least 2 (two) Independent Directors as required under Regulation 18(2)(b) of SEBI Listing Regulations. The dates on which the said meetings were held are as follows: April 19, 2022; May 23, 2022; August 02, 2022; October 31, 2022 and January 28, 2023.

Attendance of each Director at the Board Meetings and last AGM and the number of companies and Committees where he/ she is a Director/ Member are as under.

Name of the Director	Category of Director	Number of Board Meetings during the year 2022-23			Whether attended last AGM held on September 06, 2022	Directorships in other Public Companies	Number of Committee positions held in other Public Companies	
		Held	Held after appointment / before resignation	Attended			Chairman	Member
Mr. Srinivasagopalan Rangarajan	Promoter & Executive Director	5	5	5	Yes	Nil	Nil	Nil
Ms. Rekha Murthy Rangarajan	Promoter & Executive Director	5	5	5	Yes	Nil	Nil	Nil
Mr. Vijay Ananth	Executive Director	5	5	5	Yes	Nil	Nil	Nil
Mr. Mathew Cyriac	Nominee & Non-Executive Director [^]	5	5	5	Yes	6	02	05
Mr. Prasad Raghava Menon	Independent & Non-Executive Director	5	5	5	Yes	2	Nil	1
Mr. Sowmyan Ramakrishnan	Independent & Non-Executive Director	5	5	5	Yes	Nil	Nil	Nil
Dr. Sastry Venkata Rama Vadlamani	Independent & Non-Executive Director	5	5	5	Yes	2	Nil	01
Ms. Anuradha Sharma*	Independent & Non-Executive Director	5	0	0	NA	Nil	Nil	Nil
Ms. Sabitha Rao**	Independent & Non-Executive Director	5	4	3	Yes	Nil	Nil	Nil

* Appointed with effect from January 28, 2023

** Ceased to be Director with effect from December 31, 2022.

[^] nominee director – representing institution having equity investment

Notes:

- None of the Directors, hold directorships in any other Indian Public Limited Companies nor hold Membership/ Chairmanship of any specified Committee(s) in other Indian Public Limited Companies (listed and unlisted), apart from the details given above.
- For the purpose of Membership in Committees, the Membership in Audit Committee and Stakeholders Relationship Committee are only considered as per Regulation 26(1) (a) & (b) of the SEBI (Listing Obligations and Disclosure Requirements) Regulations, 2015.
- None of the Non-Executive Independent Directors, apart from receiving director's sitting fees, have any material pecuniary relationship or transactions with the Company. Mr. Mathew Cyriac is a Nominee Director appointed by an Investor, Florintree Capital Partners LLP holding 10.71% of Equity Shares in the Company.
- Mr. Srinivasagopalan Rangarajan and Ms. Rekha Murthy Rangarajan are related to each other. None of the other Directors are related inter-se.
- During the year, information as mentioned under Schedule II Part A of the SEBI (Listing Obligations and Disclosure Requirements) Regulations, 2015, as amended, has been placed before the Board for its consideration.

Name of other listed entities where Directors of the company are Directors and the category of Directorship:

Sl. No.	Name of Director	Name of listed entities in which the concerned Director is a Director	Category of Directorship
1	Mr. Mathew Cyriac DIN: 01903606	Gokaldas Exports Limited Jyoti Structures Limited	Director Director
2	Mr. Prasad Raghava Menon DIN: 00005078	Chemplast Sanmar Limited Neuland Laboratories Limited	Independent Director Director

Skills / Expertise / Competencies of the Board of Directors:

The Board is satisfied that the current composition reflects an appropriate mix of knowledge, skills, experience, diversity and independence. The Board provides leadership, strategic guidance, objective and an independent view to the Company's management while discharging its fiduciary responsibilities, thereby ensuring that the management adheres to high standards of ethics, transparency and disclosure.

The following are the core skills / expertise / competencies identified by the Board of Directors as required in the context of the Company's business and the said skills are available with the Board Members:

Name of Directors	Areas of Skills / Expertise / Competencies						
	Strategy	Finance	Leadership	Technical	HR	Governance	Government / Regulatory
Mr. Srinivasagopalan Rangarajan	✓	✓	✓	✓		✓	✓
Ms. Rekha Murthy Rangarajan	✓	✓	✓		✓	✓	✓
Mr. Vijay Ananth	✓		✓	✓	✓	✓	✓
Mr. Mathew Cyriac	✓	✓	✓		✓	✓	✓
Mr. Prasad Raghava Menon	✓		✓		✓	✓	✓
Mr. Sowmyan Ramakrishnan	✓	✓	✓			✓	✓
Mr. Sastry Venkata Rama Vadlamani	✓		✓	✓		✓	✓
Ms. Anuradha Sharma*			✓		✓	✓	✓
Ms. Sabitha Rao**			✓		✓	✓	✓

* Appointed with effect from January 28, 2023

** Ceased to be Director with effect from December 31, 2022.

Post meeting follow-up mechanism

Important decisions taken at the Board/Committee Meetings are promptly communicated to the concerned departments. Action Taken Report on decisions/minutes of previous meetings is placed at the succeeding meetings of the Board/Committee for taking note.

III. Number of Shares held by Non-Executive Directors

Mr. Mathew Cyriac is a Nominee Director appointed by an Investor, Florintree Capital Partners LLP holding 10.71% of Equity Shares in the Company. No other Non-Executive Directors hold any shares in the Company.

IV. Familiarisation Programmes:

Pursuant to the Code of Conduct for Independent Directors specified under the Act and requirements of SEBI Listing Regulations, the Company has framed a familiarisation programme for all its Independent Directors. The details of familiarisation programmes provided to Independent Directors are uploaded in the Company's website. The web link for the same is https://www.datapatternsindia.com/investors/files/Familiarization_Programmes_for_Independent_Directors.pdf

COMMITTEES OF THE BOARD

The Committees of the Board play a significant role in the governance structure of the Company and have been instituted to transact / approve the matters as instructed by applicable regulations concerning the Company and as per the requirement of the Board. The Board Committees are set up under the formal approval of the Board to carry out clearly defined roles, as part of good governance practice. The Chairman of the respective Committees informs the Board about the summary of the discussions held in the Committee Meetings. The minutes of the meetings of all Committees are placed before the Board for review and noting. The Board Committees request special invitees to join the meetings, as appropriate.

3. Audit Committee:

I. The terms of reference of the Audit Committee are broadly as under:

Powers of Audit Committee:

The Audit Committee shall have powers, including the following:

- (1) to investigate any activity within its terms of reference
- (2) to seek information from any employee
- (3) to obtain outside legal or other professional advice; and
- (4) to secure attendance of outsiders with relevant expertise, if it considers necessary; and
- (5) such other powers as may be prescribed under the Companies Act and SEBI Listing Regulations.

Role of Audit Committee:

The role of the Audit Committee shall include the following:

- (1) oversight of financial reporting process and the disclosure of financial information relating to the Company to ensure that the financial statements are correct, sufficient and credible;
- (2) recommendation for appointment, re-appointment, replacement, remuneration and terms of appointment of auditors of the Company and the fixation of the audit fee;
- (3) approval of payment to statutory auditors for any other services rendered by the statutory auditors;
- (4) formulation of a policy on related party transactions, which shall include materiality of related party transactions;
- (5) reviewing, at least on a quarterly basis, the details of related party transactions entered into by the Company pursuant to each of the omnibus approvals given;
- (6) examining and reviewing, with the management, the annual financial statements and auditor's report thereon before submission to the Board for approval, with particular reference to:
 - a. Matters required to be included in the director's responsibility statement to be included in the Board's report in terms of clause (c) of sub-section 3 of section 134 of the Companies Act, 2013
 - b. Changes, if any, in accounting policies and practices and reasons for the same
 - c. Major accounting entries involving estimates based on the exercise of judgment by management
 - d. Significant adjustments made in the financial statements arising out of audit findings
 - e. Compliance with listing and other legal requirements relating to financial statements
 - f. Disclosure of any related party transactions; and
 - g. Modified opinion(s) in the draft audit report.
- (7) reviewing, with the management, the quarterly, half-yearly and annual financial statements before submission to the Board for approval;
- (8) reviewing, with the management, the statement of uses / application of funds raised through an issue (public issue, rights issue, preferential issue, etc.), the statement of funds utilized for purposes other than those stated

in the Offer document / prospectus / notice and the report submitted by the monitoring agency monitoring the utilisation of proceeds of a public or rights issue, and making appropriate recommendations to the Board to take up steps in this matter;

- (9) reviewing and monitoring the auditor's independence and performance, and effectiveness of audit process;
- (10) approval of any subsequent modification of transactions of the Company with related parties and omnibus approval for related party transactions proposed to be entered into by the Company, subject to the conditions as may be prescribed

Explanation: The term "related party transactions" shall have the same meaning as provided in Clause 2(zc) of the SEBI Listing Regulations and/or the applicable Accounting Standards and/or the Companies Act, 2013.

- (11) scrutiny of inter-corporate loans and investments;
- (12) valuation of undertakings or assets of the Company, wherever it is necessary;
- (13) evaluation of internal financial controls and risk management systems;
- (14) reviewing, with the management, performance of statutory and internal auditors, adequacy of the internal control systems;
- (15) reviewing the adequacy of internal audit function, if any, including the structure of the internal audit department, staffing and seniority of the official heading the department, reporting structure coverage and frequency of internal audit;
- (16) discussion with internal auditors of any significant findings and follow up thereon;
- (17) reviewing the findings of any internal investigations by the internal auditors into matters where there is suspected fraud or irregularity or a failure of internal control systems of a material nature and reporting the matter to the Board;
- (18) discussion with statutory auditors before the audit commences, about the nature and scope of audit as well as post-audit discussion to ascertain any area of concern;
- (19) recommending to the board of directors the appointment and removal of the external auditor, fixation of audit fees and approval for payment for any other services;
- (20) looking into the reasons for substantial defaults in the payment to depositors, debenture holders, shareholders (in case of non-payment of declared dividends) and creditors;
- (21) reviewing the functioning of the whistle blower mechanism;
- (22) monitoring the end use of funds raised through public offers and related matters;
- (23) overseeing the vigil mechanism established by the Company, with the chairman of the Audit Committee directly hearing grievances of victimization of employees and directors, who used vigil mechanism to report genuine concerns in appropriate and exceptional cases;
- (24) approval of appointment of chief financial officer (i.e., the whole-time finance Director or any other person heading the finance function or discharging that function) after assessing the qualifications, experience and background, etc. of the candidate;
- (25) consider and comment on rationale, cost-benefits and impact of schemes involving merger, demerger, amalgamation etc., on the listed entity and its shareholders;
- (26) reviewing the utilization of loans and/or advances from / investment by the holding company in the subsidiary exceeding 1,000,000,000 or 10% of the asset size of the subsidiary, whichever is lower including existing loans / advances / investments existing;
- (27) Carrying out any other function as is mentioned in the terms of reference of the Audit Committee; and
- (28) carrying out any other functions required to be carried out by the Audit Committee as contained in the SEBI Listing Regulations or any other applicable law, as and when amended from time to time.

The Audit Committee shall mandatorily review the following information: -

- a) Management discussion and analysis of financial condition and results of operations;
- b) Statement of significant related party transactions (as defined by the Audit Committee), submitted by management;
- c) Management letters / letters of internal control weaknesses issued by the statutory auditors;
- d) Internal audit reports relating to internal control weaknesses;
- e) The appointment, removal and terms of remuneration of the chief internal auditor;
- f) Statement of deviations in terms of the SEBI Listing Regulations:
 - i. quarterly statement of deviation(s) including report of monitoring agency, if applicable, submitted to stock exchange(s) where the Equity Shares are proposed to be listed in terms of the SEBI Listing Regulations; and
 - ii. annual statement of funds utilised for purposes other than those stated in the offer document/prospectus/notice in terms of the SEBI Listing Regulations.
 - iii. review the financial statements, in particular, the investments made by any unlisted subsidiary.

II. Composition, name of the Members and Chairman, meetings, and attendance during the year:

The Audit Committee of the Company is constituted in line with Regulation 18 of the SEBI (Listing Obligations and Disclosure Requirements) Regulations, 2015, as amended, read with Section 177 of the Companies Act, 2013. Accordingly, the Audit Committee consists of four Independent Directors. The Chairman of the Audit Committee is an Independent Director.

The quorum for the Audit Committee meeting shall either be two members or one third of the members of the Committee, whichever is greater, with at least two independent directors.

The Statutory Auditors and Internal Auditors are invited to attend the Audit Committee meetings as and when necessary and the Company Secretary acts as the Secretary of the Committee.

The minutes of the meetings of the Audit Committee are circulated to all the members of the Board along with the Board Agenda.

Five Audit Committee Meetings were held during the year. The dates on which the said meetings were held are as follows: May 23, 2022; August 01, 2022; October 31, 2022; January 28, 2023 and March 03, 2023.

The composition of the Audit Committee and the details of meetings attended by its members are given below:

Name of the Director	Status	Number of meetings during the year 2022-23		
		Held	Held after Appointment / before resignation	Attended
Mr. Sowmyan Ramakrishnan	Chairman	5	5	5
Mr. Prasad Raghava Menon	Member	5	5	4
Dr. Sastry Venkata Rama Vadlamani	Member	5	5	5
Ms. Sabitha Rao*	Member	5	3	2
Ms. Anuradha Sharma^	Member	NA	NA	NA

* Ceased to be member with effect from December 31, 2022.

^ Appointed as Member with effect from April 17, 2023.

Mr. Sowmyan Ramakrishnan, Chairman of the Audit Committee attended the previous Annual General Meeting of the Company on September 06, 2022.

4. Nomination and Remuneration Committee

The Nomination and Remuneration Committee was constituted to assist the Board in discharging responsibilities related to performance evaluation, formulating policy for selection and appointment of directors and Key Managerial Personnel ("KMP"), and appointment and compensation of the Company's Executive Directors / KMP.

The Committee has the overall responsibility of approving and evaluating the compensation plans, policies, and programs for the Executive Directors. The Committee is entitled to formulate various policies as required under SEBI (Listing Obligations and Disclosure Requirements) Regulations, 2015, as amended.

I. Brief description of terms of reference:

The Nomination and Remuneration Committee shall be responsible for, among other things, the following:

- (1) Formulation of the criteria for determining qualifications, positive attributes and independence of a director and recommend to the Board of Directors of the Company (the "Board" or "Board of Directors") a policy relating to the remuneration of the Directors, Key Managerial Personnel and other employees ("Remuneration Policy"). The Nomination and Remuneration Committee, while formulating the above policy, should ensure that:
 - (i) the level and composition of remuneration be reasonable and sufficient to attract, retain and motivate directors of the quality required to run our Company successfully;
 - (ii) relationship of remuneration to performance is clear and meets appropriate performance benchmarks; and
 - (iii) remuneration to Directors, Key Managerial Personnel and senior management involves a balance between fixed and incentive pay reflecting short- and long-term performance objectives appropriate to the working of the Company and its goals.
- (2) Formulation of criteria for evaluation of independent directors and the Board;
- (3) Devising a policy on Board diversity;
- (4) Identifying persons who are qualified to become directors and who may be appointed in senior management in accordance with the criteria laid down, and recommend to the Board their appointment and removal and shall specify the manner for effective evaluation of performance of Board, its committees and individual directors to be carried out either by the Board, by the Nomination and Remuneration Committee or by an independent external agency and review its implementation and compliance;
- (5) Whether to extend or continue the term of appointment of the independent director, on the basis of the report of performance evaluation of independent directors;
- (6) Carrying out any other functions required to be carried out by the Nomination and Remuneration Committee as contained in the SEBI Listing Regulations or any other applicable law, as and when amended from time to time."
- (7) Analysing, monitoring and reviewing various human resource and compensation matters;
- (8) Determining the Company's policy on specific remuneration packages for executive directors including pension rights and any compensation payment, and determining remuneration packages of such directors;
- (9) Recommending to the Board, all remuneration, in whatever form, payable to senior management and other staff, as deemed necessary;
- (10) Administering, monitoring and formulating detailed terms and conditions of the employee stock option scheme, if any, of the Company;
- (11) Reviewing and approving the Company's compensation strategy from time to time in the context of the then current Indian market, in accordance with applicable laws;
- (12) Performing such functions as are required to be performed by the compensation committee under the Securities and Exchange Board of India (Share Based Employee Benefits) Regulations, 2014, if applicable;

- (15) Framing suitable policies, procedures and systems to ensure that there is no violation of securities laws, as amended from time to time, including:
- the Securities and Exchange Board of India (Prohibition of Insider Trading) Regulations, 2015; and
 - the Securities and Exchange Board of India (Prohibition of Fraudulent and Unfair Trade Practices Relating to the Securities Market) Regulations, 2003, by the trust, the Company and its employees, as applicable; and
- (16) Performing such other activities as may be delegated by the Board or specified/ provided under the Companies Act, 2013 to the extent notified and effective, as amended or by the Securities and Exchange Board of India (Listing Obligations and Disclosure Requirements) Regulations, 2015, as amended or by any other applicable law or regulatory authority

II. Composition, name of the Members and Chairman and attendance during the year.

The Committee consists of three Non-Executive Directors.

The quorum for a meeting of the nomination and remuneration committee shall be either two or one-third of the members of the committee, whichever is greater, including at least one independent director in attendance.

The nomination and remuneration committee shall meet at least once in a year.

Two Nomination and Remuneration Committee Meetings were held during the year. The dates on which the said meetings were held are as follows: August 01, 2022 and January 28, 2023.

The name of Chairman and Members of the Committee along with the meeting attendance is given in the below table:

Name of the Director	Status	Number of meetings during the year 2022-23		
		Held	Held after Appointment / before resignation	Attended
Mr. Prasad Raghava Menon	Chairman	2	2	2
Mr. Mathew Cyriac	Member	2	2	2
Dr. Sastry Venkata Rama Vadlamani@	Member	2	1	1
Ms. Sabitha Rao*	Member	2	1	1
Ms. Anuradha Sharma^	Member	NA	NA	NA

* Ceased to be Member with effect from December 31, 2022.

@ Appointed as Member with effect from January 28, 2023 and Ceased to be Member with effect from April 17, 2023.

^ Appointed as Member with effect from April 17, 2023.

Mr. Prasad Raghava Menon, Chairman of Nomination and Remuneration Committee attended the previous Annual General Meeting of the Company on September 06, 2022.

IV. Performance Evaluation Criteria for Independent Directors:

The Performance Evaluation Criteria for Independent Directors is provided under the heading Board evaluation in the Board's Report.

5. Remuneration of Directors:

I. Remuneration policy:

As required under SEBI (Listing Obligations and Disclosure Requirements) Regulations, 2015, as amended, and Section 178(3) of the Companies Act, 2013, the Nomination and Remuneration Committee of the Company has formulated a policy, relating to the remuneration of the Directors, Key Managerial Personnel, and other employees.

The remuneration policy framed by the Nomination and Remuneration Committee warrants the Committee to decide on the remuneration and other areas that fall under the terms of reference of the Committee.

The Policy also sets out the following in details:

- Qualifications for appointment of Directors (including Independent Directors)
- Positive attributes of Directors (including Independent Directors)
- Criteria for appointment of KMP / Senior Management
- Policy relating to remuneration of Whole-time Directors
- Policy relating to remuneration of Non-Executive / Independent Directors
- Policy relating to remuneration of Key Managerial Personnel and Senior Management Personnel.

II. Details of Remuneration for the year ended March 31, 2023:

The disclosure on the remuneration of directors as required under Schedule V (C) (6) of SEBI (Listing Obligations and Disclosure Requirements) Regulations, 2015, as amended, are as follows:

a. Sitting fees payable to Non-Executive Directors:

Name of the Director	Sitting Fees (Rs.)
Mr. Mathew Cyriac	800,000
Mr. Sowmyan Ramakrishnan	1,025,000
Dr. Sastry Venkata Rama Vadlamani	1,100,000
Mr. Prasad Raghava Menon	950,000
Ms. Anuradha Sharma	-
Ms. Sabitha Rao	600,000

b. Criteria of making payments to Non-Executive Directors

The criteria of making payments to Non-Executive Directors is provided under Item No. 30 of the Board's Report.

c. Shares and Stock option details:

NIL

d. Remuneration of Executive Directors:

Compensation to Executive Directors, are paid as per resolutions passed by the shareholders subject to the limits specified as per the provisions of the Companies Act, 2013.

Sl. No.	Particulars of Remuneration	Mr. Srinivasagopalan Rangarajan, Chairman & Managing Director	Ms. Rekha Murthy Rangarajan, Whole-time Director	Mr. Vijay Anand K, Whole-time Director
1	Gross Salary	8,457,600	5,917,744	6,999,888
2	Stock Options	-	-	-
3	Sweat Equity	-	-	-
4	Commission	-	-	-
5	Others (Perquisites)	269,644	1,014,100	-
	Total	8,727,244	6,931,844	6,999,888

6. Stakeholders' Relationship Committee:

I. Brief description of terms of reference:

In accordance with the provisions of Section 178 of the Act and Regulation 20 of SEBI Listing Regulations, the Company has formed its Stakeholders' Relationship Committee,

The Stakeholders' Relationship Committee shall be responsible for, among other things, as may be required under the applicable law, the following:

- Resolving the grievances of the security holders of the Company including complaints related to transfer/transmission of shares, non-receipt of annual report, non-receipt of declared dividends, issue of new/duplicate certificates, general meetings etc;
- Review of measures taken for effective exercise of voting rights by shareholders;
- Review of adherence to the service standards adopted by the Company in respect of various services being rendered by the Registrar and Share Transfer Agent;
- Considering and specifically looking into various aspects of interest of shareholders, debenture holders and other security holders;
- Investigating the complaints relating to allotment of shares, approval of transfer or transmission of shares, debentures or any other securities;
- Giving effect to all transfer/transmission of shares and debentures, dematerialisation of shares and re-materialisation of shares, split and issue of duplicate/consolidated share certificates, compliance with all the requirements related to shares, debentures and other securities from time to time;
- Review of the various measures and initiatives taken by the Company for reducing the quantum of unclaimed dividends and ensuring timely receipt of dividend warrants/annual reports/statutory notices by the shareholders of the Company.
- Carrying out such other functions as may be specified by the Board from time to time or specified/provided under the Companies Act or SEBI Listing Regulations, or by any other regulatory authority.

II. The composition of the Stakeholders' Relationship Committee along with the meeting attendance is given in the below table:

One Stakeholders' Relationship Committee Meetings were held during the year. The date on which the said meetings was held is as follows: August 01, 2022.

The Committee consists of two Independent Directors. The Chairman of the Committee is a Non-Executive Director.

Name of the Director	Status	Number of meetings during the year 2022-23	
		Held	Attended
Mr. Mathew Cyriac	Chairman	1	1
Mr. Sowmyan Ramakrishnan	Member	1	1
Dr. Sastry Venkata Rama Vadlamani	Member	1	1
Mr. Srinivasagopalan Rangarajan	Member	1	1

The Chairman of the Stakeholders' Relationship Committee was present at the Annual General Meeting convened on September 06, 2022 to answer the Shareholders' queries.

Mr. Prakash R, (Membership No.A34652) was appointed as the Company Secretary and Compliance Officer with effect from May 13, 2023.

The status of investor complaints received during the year is as follows:

Number of Complaints received during the year	8
Number of Complaints resolved during the year	8
Number of Complaints not solved to the satisfaction of Shareholders	NIL
Number of Complaints pending as on March 31, 2023	NIL

7. Corporate Social Responsibility Committee:

I. Brief description of terms of reference:

The Committee has been formed to formulate and recommend to the Board, a Corporate Social Responsibility Policy. The Committee shall indicate the activities to be undertaken by the Company as specified in Schedule VII of the Companies Act, 2013. It will also recommend the amount of expenditure to be incurred on the activities referred above and monitor the Corporate Social Responsibility Policy of the Company from time to time.

II. The composition of the Corporate Social Responsibility Committee along with the meeting attendance is given in the below table:

Two Corporate Social Responsibility Committee Meetings were held during the year. The meetings were held on August 1, 2022 and December 7, 2022.

The Committee consists of one Independent Directors, one Nominee Director and 1 promoter Executive Director. The Chairman of the Committee is Non-Executive Director. The composition of the Corporate Social Responsibility Committee along with the meeting attendance is given in the below table:

Name of the Director	Status	Number of meetings during the year 2022-23		
		Held	Held after Appointment / before resignation	Attended
Mr. Mathew Cyriac [#]	Chairman	2	2	2
Ms. Rekha Murthy Rangarajan	Member	2	2	2
Ms. Sabitha Rao [*]	Member	2	2	1
Ms. Anuradha Sharma [^]	Member	NA	NA	NA

[#] Appointed as Chairman with effect from March 8, 2023.

^{*} Ceased to be Member with effect from December 31, 2022.

[^] Appointed as Member with effect from March 8, 2023.

More details about the Committee and details of expenditure made by Company under CSR are described in detail in this Annual Report on CSR activities, as annexed to the Board's Report, forming part of the Annual Report.

8. Risk Management Committee:

I. Brief description of terms of reference:

The Risk Management Committee of the Company is constituted in line with Regulation 21 of the SEBI (Listing Obligations and Disclosure Requirements) Regulations, 2015, as amended. Accordingly, the Risk Management Committee consists of Two Independent Directors and Two Executive Directors. The Chairman of the Committee is an Independent Director.

The Chief Financial Officer and the Chief Risk Officer are invited to attend the Risk Management Committee meetings as and when necessary and the Company Secretary acts as the Secretary of the Committee.

The terms of reference of the Risk Management Committee shall include the following:

- To formulate a detailed risk management policy which shall include:
 - A framework for identification of internal and external risks, specifically faced by the Company in particular, including financial, operational, sectoral, sustainability (particularly, environmental social and governance related risks), information, cyber security risks or any other risk as may be determined by the Committee.
 - Measures for risk mitigation including systems and processes for internal control of identified risks.
 - Business continuity plan.
- To ensure that appropriate methodology, processes and systems are in place to monitor and evaluate risks associated with the business of the Company;

3. To monitor and oversee implementation of the risk management policy, including evaluating the adequacy of risk management systems
4. To periodically review the risk management policy, at least once in two years, considering the changing industry dynamics and evolving complexity.
5. To keep the board of directors informed about the nature and content of its discussions, recommendations and actions to be taken.

Two Risk Management Committee Meetings were held during the year. The dates on which the said meetings were held are as follows: August 02, 2022 and October 31, 2022.

II. The composition of the Risk Management Committee and the details of meetings attended by its members are given below:

Name of the Director	Status	Number of meetings during the year 2022-23		
		Held	Held after Appointment / before resignation	Attended
Mr. Sowmyan Ramakrishnan	Chairman	2	2	2
Dr. Sastry Venkata Rama Vadlamani	Member	2	2	2
Mr. Srinivasagopalan Rangarajan	Member	2	2	2
Mr. Vijay Ananth K	Member	2	2	2

9. Independent Directors' Meeting:

Two meetings of Independent Directors of the Company were held on August 01, 2022 and March 27, 2023, without the presence of Non-Independent Directors and the members of the Management. All the Independent Directors of the Company have participated in the said meetings.

The composition of the Independent Directors Meeting and the details of meetings attended by its members are given below:

Name of the Director	Status	Number of meetings during the year 2022-23		
		Held	Held after Appointment / before resignation	Attended
Mr. Sowmyan Ramakrishnan	Independent Director	2	2	2
Mr. Prasad Raghava Menon	Independent Director	2	2	2
Dr. Sastry Venkata Rama Vadlamani	Independent Director	2	2	2
Ms. Anuradha Sharma*	Independent Director	2	1	1
Ms. Sabitha Rao^	Independent Director	2	1	1

* Ms. Anuradha Sharma was appointed with effect from January 28, 2023.

^ Ms. Sabitha Rao ceased to be Director with effect from December 31, 2022.

In the meeting, the Independent Directors have,

- i. Reviewed the performance of non-independent directors and the Board as a whole;
- ii. Reviewed the performance of the Chairman of the Company, taking into account the views of executive directors and non-executive directors;
- iii. Assessed the quality, quantity, and timeliness of flow of information between the Company Management and the Board that is necessary for the Board to effectively and reasonably perform their duties.

10. General Body Meetings:

I. Location, date, and time of the last three Annual General Meetings held:

Details	Date	Time	Venue
Annual General Meeting 2019-20	December 31, 2020	10.00 a.m.	Through Video Conferencing or Other Audio-Visual Means (OAVM).
Annual General Meeting 2020-21	August 12, 2021	10.00 a.m.	Through Video Conferencing or Other Audio-Visual Means (OAVM).
Annual General Meeting 2021-22	September 6, 2022	11.00 a.m.	Through Video Conferencing or Other Audio-Visual Means (OAVM).

II. Extra-ordinary General Meeting:

During the year two Extra-ordinary General Meeting was convened.

Date	Time	Venue
May 06, 2022	11.30 a.m.	Through Video Conferencing or Other Audio-Visual Means (OAVM)
February 27, 2023	10.30 a.m.	Through Video Conferencing or Other Audio-Visual Means (OAVM)

III. Postal Ballot:

No Resolutions were passed by way of Postal Ballot during the year.

IV. Special Resolutions in the last three Annual General Meetings:

Annual General Meeting for the year 2019-20 held on December 31, 2020 - Nil

Annual General Meeting for the year 2020-21 held on August 12, 2021

- Appointment of Mr. Prasad Raghava Menon (DIN:00005078) as an Independent Director
- Appointment of Mr. Sowmyan Ramakrishnan (DIN:00005090), as an Independent Director
- Appointment of Mr. Sastry Venkata Rama Vadlamani (DIN:00027875) as an Independent Director
- Appointment of Ms. Sabitha Rao (DIN:06908122) as an Independent Director
- Division of Share Capital into smaller amount
- Approval for issue of Bonus Shares
- Conversion of Private Company in to Public Company

Annual General Meeting for the year 2021-2022 held on September 06, 2022

- Approval of remuneration of CMA Sunderasan, Cost Accountant, (Membership No. 11733), Cost Auditor.
- Implementation of Article 83 of the Articles of Association of the Company.

11. Means of Communication to Shareholders:

Quarterly results and newspapers wherein the results published:

During the year, quarterly, half yearly and annual Financial Results of the Company were submitted to the Stock Exchanges soon after they were approved by the Board of Directors.

The Financial Results were also published in two leading newspapers Business Lines (English) and Makkal Kural (Tamil). Results are displayed in the Company's Website at <https://www.datapatternsindia.com/investors/financials.php>

All material information about the Company is promptly disclosed through electronic platform to the Stock Exchanges where the Company's shares are listed.

All official news releases of relevance to the investors are also made available on the Company's website. The presentations made to the analysts are also placed on the website of the Company.

12. General Shareholder Information:

I. Annual General Meeting Date, Time, and Venue:

25th Annual General Meeting

Date and Time: August 09, 2023, at 11:00 am

Venue: Through Video Conferencing or Other Audio-Visual Means (OAVM).

II. Financial calendar:

The Financial Year of the Company is for a period of 12 months from April 1 to March 31. Tentative Financial Calendar for the year 2023-24:

First Quarter Results	On or before August 14, 2023
Half Yearly Results	On or before November 13, 2023
Third Quarter Results	On or before February 14, 2024
Fourth Quarter and Annual Results	On or before May 29, 2024

III. Date of book closure:

Thursday, August 03, 2023 to Wednesday, August 09, 2023 (both days inclusive)

IV. Dividend payment date:

The final dividend for the financial year 2022-23, if approved by the Shareholders in the 25th Annual General meeting, will be paid on or before Friday, September 08, 2023.

V. Listing of Stock Exchanges and Stock Code:

55,983,969 equity shares of Rs.2/- each is listed at:

Name of the Stock Exchange	Stock Symbol
National Stock Exchange of India Limited (NSE), Exchange Plaza, Bandra-Kurla Complex Bandra (East), Mumbai – 400 051	DATAPATTNS
BSE Limited (BSE), PJ Towers, Dalal Street, Mumbai – 400 001	543428

The Company has paid the annual listing fees for the year 2022-23 to both the above Stock Exchanges.

VI. Market Price data:

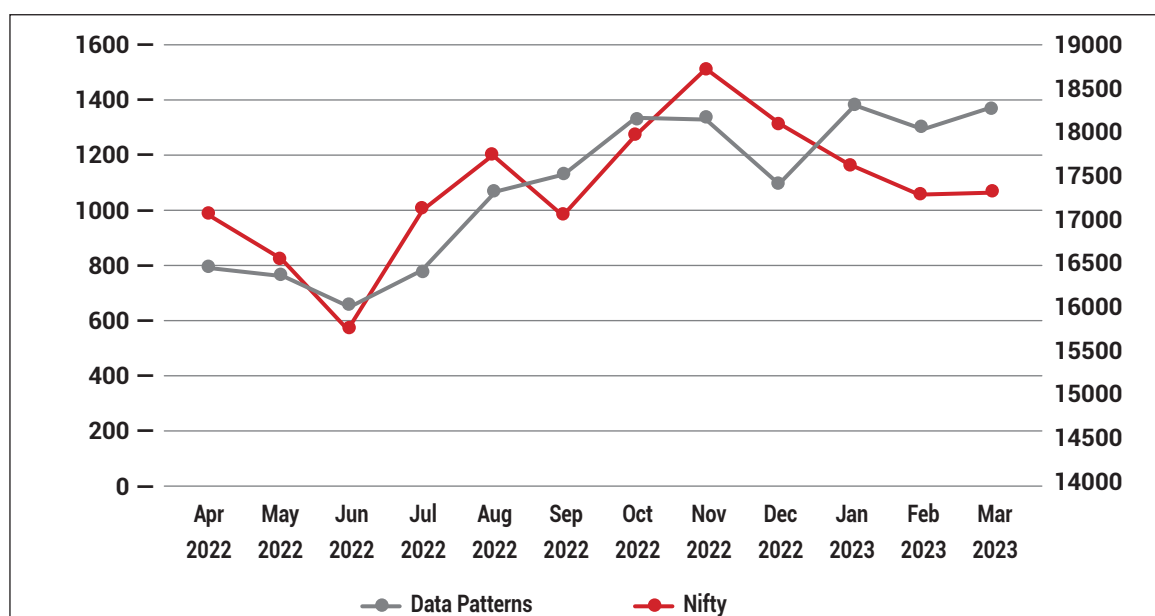
The closing market price of equity shares on March 31, 2023 (last trading day of the year) was Rs.1375.70 on NSE and Rs.1375.70 on BSE.

VII. Monthly share price movement during 2022-23 at NSE & BSE:

The monthly movement of equity share prices during the year at NSE and BSE are summarised herein below:

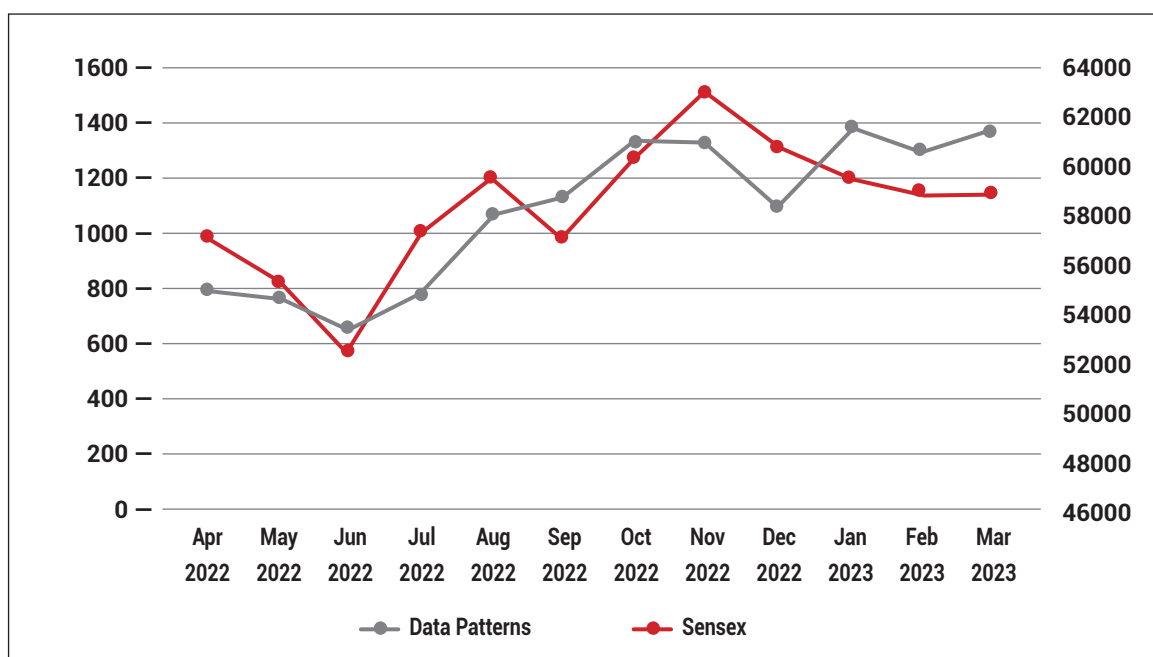
Month	NSE			BSE		
	High (Rs.)	Low (Rs.)	Volume	High (Rs.)	Low (Rs.)	Volume
April 2022	934.80	705.00	8,808,011	935.15	705.50	1,077,196
May 2022	792.10	650.00	3,619,318	792.00	650.65	529,993
June 2022	792.00	607.75	2,304,140	791.40	608.00	237,086
July 2022	789.00	630.15	2,362,299	788.25	631.00	245,851
August 2022	1,097.55	742.10	6,369,992	1,095.00	737.55	560,288
September 2022	1,270.40	1,050.00	6,542,084	1,270.00	1,040.00	713,630
October 2022	1,465.00	1,077.00	6,813,359	1,480.00	1,076.55	603,688
November 2022	1,459.90	1,267.95	5,251,400	1,458.00	1,267.25	374,925
December 2022	1,374.35	996.35	3,201,059	1,373.50	995.05	271,057
January 2023	1,427.00	1,096.00	3,935,132	1,427.45	1,094.40	283,454
February 2023	1,540.00	1,179.00	6,540,547	1,540.00	1,179.55	545,660
March 2023	1,425.65	1,260.00	2,828,921	1,425.15	1,262.25	279,889
Total			58,576,262			5,722,717

VIII. The performance of the equity share price of the Company vis-à-vis the NIFTY at NSE is as under:



	Apr 2022	May 2022	Jun 2022	Jul 2022	Aug 2022	Sep 2022	Oct 2022	Nov 2022	Dec 2022	Jan 2023	Feb 2023	Mar 2023
Data Patterns	798	765	641	776	1067	1130	1335	1345	1096	1393	1306	1376
Nifty	17103	16585	15780	17158	17759	17094	18012	18758	18105	17662	17304	17360

The performance of the equity share price of the Company vis-à-vis the SENSEX at BSE is as under:



	Apr 2022	May 2022	Jun 2022	Jul 2022	Aug 2022	Sep 2022	Oct 2022	Nov 2022	Dec 2022	Jan 2023	Feb 2023	Mar 2023
Data Patterns	801	763	640	776	1068	1128	1327	1347	1103	1393	1310	1376
Nifty	57061	55566	53019	57570	59537	57427	60747	63100	60841	59550	58962	58992

IX. Registrar and Share Transfer Agents:

The Registrar & Share Transfer Agent deals with all shareholders communications regarding change of address, transfer of shares, change of mandate, non-receipt of dividend etc. The address of the Registrar & Share Transfer Agent is as under:

Name and Address of Registrar and Share Transfer Agent	M/s. Link Intime India Private Limited Surya 35 Mayflower Avenue, Sowripalayam Road Behind Senthil Nagar, Coimbatore- 641028
Tel	+91 422 2314792
E-mail ID	coimbatore@linkintime.co.in
Website	Link Intime India Pvt Ltd

X. Share transfer system:

The shares of the Company are compulsorily traded in dematerialised form. There was no request for physical transmission or transposition during the year.

XI. Distribution of shareholding as on March 31, 2023

Category (Amount based on Rs. 2/- nominal value per share)	No. of Shareholders	% of Shareholders	No. of shares held	Amount (Rs.)	% of Amount
Upto 5000	94,285	99.68%	4,930,975	9,861,950	8.81%
5001 - 10000	114	0.12%	840,123	1,680,246	1.50%
10001 - 20000	72	0.08%	1,045,877	2,091,754	1.87%
20001 - 30000	22	0.02%	541,062	1,082,124	0.97%
30001 - 40000	17	0.02%	596,721	1,193,442	1.07%
40001 - 50000	6	0.01%	264,800	529,600	0.47%
50001 - 100000	26	0.03%	1,791,976	3,583,952	3.20%
100001 & Above	42	0.04%	45,972,435	91,944,870	82.12%
Total	94,584	100.00%	55,983,969	111,967,938	100.00%

Shareholding Pattern as on March 31, 2023:

Sl. No	Category	Number of Shares	% of holding
1	Promoters	23,742,383	42.41%
2	Mutual Funds	4,855,929	8.67%
3	Insurance Companies	1,257,034	2.25%
4	Foreign Portfolio Investors	2,839,149	5.08%
5	Directors	1,454,385	2.60%
6	Key Managerial Personnel	2,574,646	4.60%
7	Resident Individuals	11,268,268	20.13%
8	LLP	5,996,622	10.71%
9	Others	1,995,553	3.56%
	Total	55,983,969	100.00

XII. Dematerialisation of securities and liquidity:

All the shares as on March 31, 2023 were held in demat form. The demat security (ISIN) code for the equity share is INE0IX101010.

The promoter and promoter group hold their entire shareholding only in dematerialised form..

XIII. Outstanding GDRs / ADRs / warrants / any other convertible instruments:

The Company has not issued instruments of the captioned type

XIV. Foreign Exchange Risk and Hedging Activities:

The Company maintains and operates Exchange Earner's Foreign Currency (EEFC) accounts to handle foreign currency transactions / exposures. Any exposure for payment in foreign currency, normally will be backed by corresponding balance in the EEFC account or the proposed foreign currency receipts from clients, hence the exposure is naturally hedged, to the extent of the balance available / receipts in the EEFC Account.

XV. Locations:

The Company has four branch offices in Bangalore, New Delhi, Hyderabad and Thiruvananthapuram. The addresses of these offices are available on the Company's website.

XVI. Details of Unpaid Dividends:

During the year ended March 31, 2023 the unpaid dividend of the Company was as follows

Nature of Dividend	Year	No. of Cases	Amount (Rs.)
Final Dividend	2021-22	168	22,548/-

XVII. Address for Correspondence:

Company Secretary and Compliance Officer
 Data Patterns (India) Limited
 Plot H9, Fourth Main Road,
 SIPCOT IT Park, Siruseri
 Off, Rajiv Gandhi Salai (OMR) Chennai-603 103
 Telephone: +91 44 4392 3200
 Website: (www.datapatternsindia.com) e-mail: investorgrievance@datapatterns.co.in

Credit Rating – if any:

The Company has got credit rating from below agencies during the year:

Rating Agency	Rating	Outlook
ICRA	A	Stable
ICRA	A2 +	Stable

13. Other Disclosures:**I. Materially Significant Related Party Transactions:**

There are no materially significant related party transactions made by the Company which may have a potential conflict with the interest of the Company at large.

II. There were no material penalties imposed by Securities Exchange Board of India (SEBI), Stock Exchanges.**III. Whistle Blower Policy:**

The Company has formulated and adopted a Whistle Blower policy. The details of establishment of Whistle Blower Policy are posted on the Company's website. The web link for the same is https://www.datapatternsindia.com/investors/files/Whistle_Blower_Policy.pdf

IV. Details of compliance with mandatory requirements and adoption of the non-mandatory requirements of this clause:

The Company has complied with all mandatory requirements laid down in SEBI (Listing Obligations and Disclosure Requirements) Regulations, 2015 as applicable.

V. Policy for determining Material Subsidiary:

The Company do not have any subsidiaries, hence not applicable.

VI. Policy on dealing with Related Party Transactions:

The policy on dealing with Related Party Transactions of the Company is uploaded on the Company's website. The web link for the same is https://www.datapatternsindia.com/investors/files/Related_Party_Transactions_Policy.pdf

VII. Total fees for all services paid by the Company to the statutory auditor and all entities in the network firm/network entity of which the statutory auditor is a part - Rs. 65,81,774/- (Rupees Sixty-Five Lakhs Eighty One Thousand Seven Hundred and Seventy Four only)**VIII. Disclosures in relation to the Sexual Harassment of Women at Workplace (Prevention, Prohibition and Redressal) Act, 2013:**

a.	number of complaints filed during the financial year -	Nil
b.	number of complaints disposed off during the financial year -	Nil
c.	number of complaints pending as at end of the financial year -	Nil

IX. Disclosure by listed entity and its subsidiaries of 'Loans and advances in the nature of loans to firms/companies in which directors are interested by name and amount:

Nil.

X. Disclosures with respect to demat suspense account / unclaimed suspense account:

Nil.

XI. Compliances under SEBI (Listing Obligations and Disclosure Requirements) Regulations, 2015:

The Company regularly complies with the requirements as stipulated under SEBI (Listing Obligations and Disclosure Requirements) Regulations, 2015. The information, certificates, and returns as required under the provisions of SEBI (Listing Obligations and Disclosure Requirements) Regulations, 2015 are sent to the stock exchanges within the prescribed time frame.

A certificate from a company secretary in practice, stating that none of the directors on the board of the company has been debarred or disqualified from being appointed or continuing as directors of companies by the Board or Ministry of Corporate Affairs or any such statutory authority is annexed herewith.

XII. Extent to which the discretionary requirements as specified in Part E of Schedule II have been adopted:

i. Reporting of Internal Auditor.

The internal auditor may report directly to the Audit Committee.

ii. Unmodified opinion(s) in audit report

The auditors' report on the Ind AS Standalone financial statements of the Company for the year ended March 31, 2023 are with unmodified audit opinion.

XIII. CEO and CFO Certification:

The Chairman & Managing Director and the Chief Financial Officer (CFO) of the Company have certified the annual certification on financial reporting and internal controls to the Board in terms of Regulation 17(8) read with Part B of Schedule II of the Listing Regulations.

The Chairman & Managing Director and the Chief Financial Officer (CFO) have certified the quarterly financial results while placing the financial results before the Board in terms of Regulation 33(2) of the Listing Regulations.

The annual certificate given by the Chairman & Managing Director and the Chief Financial Officer (CFO) is given below followed by the certificate as per Regulation 17(8).

XIV. Disclosure of Compliance with Corporate Governance Requirements specified in Regulations 17 to 27 and Regulation 46 of SEBI (Listing Obligations and Disclosure Requirements) Regulations:

The Company has complied with the applicable provisions of SEBI (Listing Obligations and Disclosure Requirements) Regulations, 2015 including Regulations 17 to 27 and Regulation 46 of SEBI (Listing Obligations and Disclosure Requirements) Regulations, 2015.

The Company submits a quarterly compliance report on corporate governance signed by the Compliance Officer to the Stock Exchange within twenty-one (21) days from the close of every quarter.

Compliance with the Conditions of Corporate Governance has also been certified by the Secretarial Auditors of the Company. The said certificate is attached with this report and will be forwarded to the Stock Exchanges along with the Annual Report of the Company.

CORPORATE GOVERNANCE COMPLIANCE CERTIFICATE

To

The Members,

Data Patterns (India) Limited.

I have examined the compliance of conditions of Corporate Governance by Data Patterns (India) Limited [CIN: L72200TN1998PLC061236] (hereinafter referred to as 'the Company'), for the year ended March 31, 2023 as stipulated in SEBI (Listing Obligations and Disclosure Requirements) Regulations, 2015 ('Listing Regulations') as referred to in Regulation 15(2) of the Listing Regulations.

The compliance of conditions of Corporate Governance is the responsibility of the Management. My examination was limited to procedures and implementation thereof, adopted by the Company for ensuring the compliance of the conditions of the Corporate Governance. It is neither an audit nor an expression of opinion on the financial statements of the Company.

I further state that such compliance is neither an assurance as to the future viability of the Company nor the efficiency or effectiveness with which the Management has conducted the affairs of the Company.

In my opinion and to the best of my information and according to the explanations given to me, I certify that the Company has complied with the conditions of Corporate Governance as stipulated in the above-mentioned Listing Regulations, as applicable.

For **Mohan Kumar & Associates**

Place: Chennai

Date: May 13, 2023

A. Mohan Kumar

Practicing Company Secretary

Membership Number: FCS 4347

Certificate of Practice Number: 19145

Peer Review Certificate Number: 2205/2022

UDIN: F004347E000288026

CERTIFICATE OF NON-DISQUALIFICATION OF DIRECTORS

(Pursuant to Regulation 34(3) and Schedule V Para C clause (10)(i) of the SEBI (Listing Obligations and Disclosure Requirements) Regulations, 2015)

To

The Members,

Data Patterns (India) Limited,

Plot No.H9, Fourth Main Road, SIPCOT IT,
Siruseri, Chennai – 603103.

I have examined the relevant registers, records, forms, returns and disclosures received from the Directors of Data Patterns (India) Limited, having CIN: L72200TN1998PLC061236 and having registered office at Plot No.H9, Fourth Main Road, SIPCOT IT Park, Siruseri, Chennai – 603103. (hereinafter referred to as 'the Company'), for the purpose of issuing this Certificate, in accordance with Regulation 34(3) read with Schedule V Para-C Sub clause 10(i) of the Securities Exchange Board of India (Listing Obligations and Disclosure Requirements) Regulations, 2015.

In my opinion and to the best of my information and according to the verifications (including Directors Identification Number (DIN) status at the portal www.mca.gov.in) as considered necessary and explanations furnished to me by the Company & its officers, I hereby certify that none of the Directors on the Board of the Company as stated below for the Financial Year ending on March 31, 2023 have been debarred or disqualified from being appointed or continuing as Directors of Companies by the Securities and Exchange Board of India and Ministry of Corporate Affairs.

S. No.	Name of Director	DIN	Date of appointment at current designation	Original Date of appointment in Company
1.	Mr. SRINIVASAGOPALAN RANGARAJAN	00643456	14-09-2020	11-11-1998
2.	Ms. REKHA MURTHY RANGARAJAN	00647472	14-09-2020	11-11-1998
3.	Mr. VIJAY ANANTH	09398784	06-05-2022	08-02-2022
4.	Mr. MATHEW CYRIAC	01903606	04-06-2021	04-06-2021
5.	Mr. PRASAD RAGHAVA MENON	00005078	10-09-2021	10-09-2021
6.	Mr. SOWMYAN RAMAKRISHNAN	00005090	10-09-2021	10-09-2021
7.	Dr. SASTRY VENKATA RAMA VADLAMANI	00027875	10-09-2021	10-09-2021
8.	Ms. ANURADHA SHARMA	01965605	27-02-2023	28-01-2023

Ensuring the eligibility of, for the appointment / continuity of, every Director on the Board is the responsibility of the management of the Company. My responsibility is to express an opinion on these, based on my verification. This certificate is neither an assurance as to the future viability of the Company nor of the efficiency or effectiveness with which the management has conducted the affairs of the Company.

For **Mohan Kumar & Associates**

Place: Chennai

Date: May 13, 2023

A. Mohan Kumar

Practicing Company Secretary
Membership Number: FCS 4347
Certificate of Practice Number: 19145
Peer Review Certificate Number: 2205/2022
UDIN: F004347E000287993

CEO AND CFO CERTIFICATE

We, Srinivasagopalan Rangarajan, Chairman and Managing Director and Venkatachalam Venkata Subramanian, Chief Financial Officer certify that:

- A) We have reviewed the Financial Statements including the cash flow statement for the year ended March 31, 2023 and to the best of our knowledge and belief:
1. these statements do not contain any materially untrue statement or omit any material fact or contain statements that might be misleading;
 2. these statements together present a true and fair view of the Company's affairs and are in compliance with existing accounting standards, applicable laws and regulations.
- B) To the best of our knowledge and belief, no transactions entered into by the Company during the year ended March 31, 2023 were fraudulent, illegal or violative of the Company's code of conduct.
- C) We accept responsibility for establishing and maintaining internal controls for financial reporting and we have evaluated the effectiveness of internal control systems of the Company pertaining to financial reporting. Deficiencies in the design or operation of such internal controls, if any, of which we are aware, have been disclosed to the auditors and the Audit Committee and steps have been taken to rectify these deficiencies.
- D) 1) There has not been any significant change in internal control over financial reporting during the year under reference;
- 2) There has not been any significant change in accounting policies during the year requiring disclosure in the notes to the financial statement; and
- 3) We are not aware of any instance, during the relevant reporting period of significant fraud with involvement therein of the management or any employee having a significant role in the Company's internal control system over financial reporting.

For and on behalf of Board of Directors of
Data Patterns (India) Limited

Place: Chennai
Date: May 12, 2023

Srinivasagopalan Rangarajan
Chairman and Managing Director

Venkatachalam Venkata Subramanian
Chief Financial Officer

DECLARATION REGARDING COMPLIANCE BY BOARD OF DIRECTORS AND SENIOR MANAGEMENT PERSONNEL WITH THE CODE OF CONDUCT

To

The Members

Data Patterns (India) Limited

This is to confirm that the Company has adopted the Code of Conduct for its Board of Directors and Senior Management Personnel. The Code of Conduct is posted on the Company's website.

I confirm that the Company has in respect of the financial year ended March 31, 2023, received from the senior management of the Company and the Members of the Board, a declaration of compliance with the Code of Conduct as applicable to them.

For **Data Patterns (India) Limited**

Srinivasagopalan Rangarajan

Chairman and Managing Director

DIN : 00643456

Place: Chennai

Date : May 03, 2023

Business Responsibility and Sustainability Reporting

SECTION A - GENERAL DISCLOSURE

I. Details of the listed entity/ Company Details

Sr No	Particulars	Details to be filled
1	Corporate Identity Number (CIN) of the Listed Entity	L72200TN1998PLC061236
2	Name of the Listed Entity	DATA PATTERNS (INDIA) LIMITED
3	Year of incorporation	1998
4	Registered office address	H-9, Fourth Main Road, SIPCOT IT Park, Siruseri, Chennai – 603103
5	Corporate address	H-9, Fourth Main Road, SIPCOT IT Park, Siruseri, Chennai - 603103
6	E-mail	investorgrievance@datapatterns.co.in
7	Telephone	+91-44-47414000
8	Website	https://www.datapatternsindia.com
9	Financial year for which reporting is being done	2022-23
10	Name of the Stock Exchange(s) where shares are listed	a) National Stock Exchange of India Limited and b) BSE Limited
11	Paid-up Capital	Rs. 11,19,67,938/- consisting of 5,59,83,969 fully paid-up equity shares of Rs. 2/- each.
12	Name and contact details (telephone, email address) of the person who may be contacted in case of any queries on the BRSR report	Mr. S Thomas Mathuram, Senior Vice President - Business Development, Ph: 044 4741 4000 investor.relations@datapatterns.co.in
13	Reporting boundary - Are the disclosures under this report made on a standalone basis (i.e. only for the entity) or on a consolidated basis (i.e. for the entity and all the entities which form a part of its consolidated financial statements, taken together).	Standalone basis.

II. Products / services

14 Details of business activities (accounting for 90% of the turnover)

Sl. No.	Description of Main Activity	Description of Business Activity	% of Turnover of the entity
1.	Manufacturing	Manufacture of measuring, testing, navigating and control equipment	45.15%
2.	Manufacturing	Manufacture of air and spacecraft and related machinery	25.44%
3.	Manufacturing	Technical testing and analysis	17.99%
4.	Manufacturing	Other telecommunications activities	3.69%
Total			92.27%

15 Products/Services sold by the entity (accounting for 90% of the entity's Turnover):

Sr No	Product/Service	NIC Code	% of total Turnover contributed
1	Radar and Radar Processor	26515	45.15%
2	Avionics and Electronic Warfare	30305	25.44%
3	Automatic Test Equipments	71200	17.99%
4	Communications	61900	3.69%
Total			92.27%

III. Operations

16 Number of locations where plants and/or operations/offices of the entity are situated:

Location	Number of plants	Number of offices	Total
National	1	4	5
International	-	-	-

17 Markets served by the entity

a. No of locations

Location	Number
National (No of states)	10
International (No. of countries)	4

b. What is the contribution of exports as a percentage of the total turnover of the entity?

15.96 %

c. A brief on types of customers

The customers of the Company are related to defense industries. The Company operates in defence and aerospace related products for its customers. Majority of its customers are either Government or Public Sector Undertakings.

IV. Employees

18 Details as at the end of Financial Year:

a. Employees and workers (including differently abled):

Sr. No	Particulars	Total (A)	Male		Female	
			No. (B)	% (B / A)	No. (C)	% (C / A)
Employees						
1	Permanent (D)	826	737	89%	89	11%
2	Other than Permanent (E)	121	92	76%	29	24%
	Total employees (D + E)	947	829	88%	118	12%
Workers						
1	Permanent (F)	-	-	-	-	-
2	Other than Permanent (G)	17	17	100%	-	-
	Total Workers (F + G)	17	17	100%	-	-

b Differently abled Employees and workers

Sr. No	Particulars	Total (A)	Male		Female	
			No. (B)	% (B / A)	No. (C)	% (C / A)
Differently Abled Employees						
1	Permanent (D)	-	-	-	-	-
2	Other than Permanent (E)	-	-	-	-	-
	Total employees (D + E)	-	-	-	-	-
Differently Abled Workers						
1	Permanent (F)	-	-	-	-	-
2	Other than Permanent (G)	-	-	-	-	-
	Total Workers (F + G)	-	-	-	-	-

19 Participation/Inclusion/Representation of women			
Particulars	Total (A)	No and % of Female	
		No. (B)	% (B / A)
Board of Directors	8	2	25%
Key Management Personnel	2	1	50%

20 Turnover rate for permanent employees and workers									
Turnover	FY 2022-2023			FY 2021-2022			FY 2020-2021		
	Male	Female	Total	Male	Female	Total	Male	Female	Total
Permanent employees	10.23%	1.75%	11.98%	14.32%	2.68%	16.99%	9.81%	2.37%	12.18%
Permanent workers	-	-	-	-	-	-	46.15%	-	46.15%

V. Holding, Subsidiary and Associate Companies (including joint ventures)

21 Names of holding / subsidiary / associate companies / joint ventures				
Sr. No	Name of the holding / subsidiary / associate companies / joint ventures (A)	Indicate whether holding/ Subsidiary/ Associate/ Joint Venture	% of shares held by listed entity	Does the entity indicated at column A, participate in the Business Responsibility initiatives of the listed entity? (Yes/No)
	Nil	NA	NA	NA

VI. CSR Details

22	(i) Whether CSR is applicable as per section 135 of Companies Act, 2013: (Yes/No)	Yes
	(ii) Turnover (Rs. In Cr.)	453.45
	(iii) Net worth (Rs. In Cr.)	1167.07

VII. Transparency and Disclosures Compliances

23 Complaints/Grievances on any of the principles (Principles 1 to 9) under the National Guidelines on Responsible Business Conduct:							
Stakeholder group from whom complaint is received	Grievance Redressal Mechanism in Place (Yes/No)(If Yes, then provide web-link for grievance redress policy)	FY 2022-23			FY2021-22		Remarks
		Number of complaints filed during the year	Number of complaints pending resolution at close of the year	Remarks	Number of complaints filed during the year	Remarks	
Communities	Yes. https://www.datapatternsindia.com/contact.php	Nil	Nil	Nil	Nil	Nil	
Investors (other than shareholders)	Yes. https://www.datapatternsindia.com/contact.php	Nil	Nil	Nil	Nil	Nil	
Shareholders	Yes. https://www.datapatternsindia.com/contact.php	Nil	Nil	Nil	Nil	Nil	
Employees and workers	Yes. Hosted on Intranet of the Company	Nil	Nil	Nil	Nil	Nil	
Customers	Yes. https://www.datapatternsindia.com/contactus/customerservice.php	Nil	Nil	Nil	Nil	Nil	
Value chain partners	Yes. Covered as part of their engagement documents	Nil	Nil	Nil	Nil	Nil	
Other (please specify)	NA	Nil	Nil	Nil	Nil	Nil	

24 Overview of the entity's material responsible business conduct issues

Sr. No.	Material issue identified	Indicate whether risk or opportunity (R/O)	Rationale for identifying the risk / opportunity	In case of risk, approach to adapt or mitigate	Financial implications of the risk or opportunity (Indicate positive or negative implications)
1	Stack Emission	Risk	Air Pollution	Effective maintenance / monitoring of emission and control its limits	Negative
2	Use of Lead	Risk	Depletion of resources & Respiratory Issues	Optimum use and monitoring consumption & Use of PPE	Positive
3	Generation of hazardous waste	Risk	Ill effect due to hazardous waste	Formal storage and disposal methods	Negative
4	External agency entry to restricted area	Risk	Exposure to electrical hazards	Restrict through access control	Negative

SECTION B - MANAGEMENT AND PROCESS DISCLOSURE

Sr. No	Policy and Management Process	P1	P2	P3	P4	P5	P6	P7	P8	P9
1.a	Whether your entity's policy/policies cover each principle and its core elements of the NGRBCs. (Yes/No)	Yes	Yes	Yes	Yes	Yes	Yes	Yes	Yes	Yes
1.b	Has the policy been approved by the Board? (Yes/No) ¹	Yes	Yes	Yes	Yes	Yes	Yes	Yes	Yes	Yes
1.c	Web Link of the Policies, if available	Wherever mandated by the applicable laws, rules and regulations, the policies have been uploaded in the website of the Company at https://www.datapatternsindia.com/investors/policies.php . All other policies are available in the intranet of the Company.								
2	Whether the entity has translated the policy into procedures. (Yes / No)	Yes	Yes	Yes	Yes	Yes	Yes	Yes	Yes	Yes
3	Do the enlisted policies extend to your value chain partners? (Yes/No) ²	Yes	Yes	Yes	Yes	Yes	Yes	Yes	Yes	Yes
4	Name of the national and international codes/ certifications/labels/ standards (e.g. Forest Stewardship Council, Fairtrade, Rainforest Alliance, Trustea) standards (e.g. SA 8000, OHSAS, ISO, BIS) adopted by your entity and mapped to each principle.	The Policies of the Company are framed in line with the following certifications as applicable: ISO 14001:2015 - Environmental Management Systems ISO 45001: 2018- Occupational Health & Safety Management Systems ISO 9000:2015 - Quality management systems AS 9100D: Quality Management System								
5	Specific commitments, goals and targets set by the entity with defined timelines, if any.	Please refer to letter to shareholders from Ms. Rekha Murthy Rangarajan, Whole-time Director at Page 10								

Sr. No	Policy and Management Process	P1	P2	P3	P4	P5	P6	P7	P8	P9
6	Performance of the entity against the specific commitments, goals and targets along-with reasons in case the same are not met.	Nil								

Note: ¹ Wherever mandated by the applicable laws, rules and regulations, the policies have been approved by the Board. In other cases, the policy is approved by Management of the Company

² The Policies governing external persons were extended to Value Chain Partners as applicable

Sr. No	Governance, leadership and oversight	Details
7	Statement by director responsible for the business responsibility report, highlighting ESG related challenges, targets and achievements (listed entity has flexibility regarding the placement of this disclosure)	Please refer to letter to Shareholders from Ms. Rekha Murthy Rangarajan, Whole-time Director at Page 10
8	Details of the highest authority responsible for implementation and oversight of the Business Responsibility policy (ies).	Ms. Rekha Murthy Rangarajan, Whole-time Director
9	Does the entity have a specified Committee of the Board/ Director responsible for decision making on sustainability related issues? (Yes / No). If yes, provide details.	Yes. The Director responsible for decision making on sustainability related issues: Ms. Rekha Murthy Rangarajan, Whole-time Director

10. Details of Review of NGRBCs by the Company:

Subject of review		P1	P2	P3	P4	P5	P6	P7	P8	P9
Performance against above policies and follow up action										
Indicate whether review was undertaken by Director / Committee of the Board/ Any other Committee		Yes	Yes	Yes	Yes	Yes	Yes	Yes	Yes	Yes
Frequency (Annually/ Half yearly/ Quarterly/ Any other – please specify)		Annual								
Compliance with statutory requirements of relevance to the principles, and, rectification of any non-compliances										
Indicate whether review was undertaken by Director / Committee of the Board/ Any other Committee		Yes	Yes	Yes	Yes	Yes	Yes	Yes	Yes	Yes
Frequency (Annually/ Half yearly/ Quarterly/ Any other – please specify)		Annual								
11	Has the entity carried out independent assessment/ evaluation of the working of its policies by an external agency? (Yes/No). If yes, provide name of the agency.	While the Company has not carried out an independent audit of the policies, the policies are periodically reviewed as part of various management systems by the respective certification bodies auditors (EHS, ISO, AS, ISMS) and Internal Auditors. The policies relating to statutory compliances are reviewed by Internal Auditors, Statutory Auditors and Secretarial Auditors.								

12. If answer to question (1) above is "No" i.e. not all Principles are covered by a policy, reasons to be stated:

Questions	P1	P2	P3	P4	P5	P6	P7	P8	P9
The entity does not consider the Principles material to its business (Yes/No)	NA	NA	NA	NA	NA	NA	NA	NA	NA
The entity is not at a stage where it is in a position to formulate and implement the policies on specified principles (Yes/No)	NA	NA	NA	NA	NA	NA	NA	NA	NA
The entity does not have the financial or/human and technical resources available for the task (Yes/No)	NA	NA	NA	NA	NA	NA	NA	NA	NA
It is planned to be done in the next financial year (Yes/No)	NA	NA	NA	NA	NA	NA	NA	NA	NA
Any other reason (please specify)	NA	NA	NA	NA	NA	NA	NA	NA	NA

PRINCIPLE 1

**Businesses should conduct and govern themselves with integrity,
and in a manner that is Ethical, Transparent and Accountable**

1. Percentage coverage by training and awareness programs on any of the Principles during the financial year:

Segment	Total number of training and awareness programs held	Topics / principles covered under the training and its impact	% age of persons in respective category covered by the awareness programs
Board of Directors	During the year, the Board and KMPs were engaged in various updates pertaining to business, regulatory, safety, ESG matters, etc. These topics provided insights on the said Principles.		100%
Key Managerial Personnel			100%
Employees other than BoD and KMPs	15	Ethics, Human Rights, Skill Upgradation and Health and Safety	27%
Workers	-	NA	Nil

2. Details of fines / penalties /punishment/ award/ compounding fees/ settlement amount paid in proceedings (by the entity or by directors / KMPs) with regulators/ law enforcement agencies/ judicial institutions, in the financial year, in the following format (Note: the entity shall make disclosures on the basis of materiality as specified in Regulation 30 of SEBI (Listing Obligations and Disclosure Obligations) Regulations, 2015 and as disclosed on the entity's website):

Monetary					
Particulars	NGRBC Principle	Name of the regulatory/ enforcement agencies/ judicial institutions	Amount (In INR)	Brief of the Case	Has an appeal been preferred? (Yes/No)
Penalty/ Fine	NA	Nil	Nil	Nil	Nil
Settlement	NA	Nil	Nil	Nil	Nil
Compounding fee	NA	Nil	Nil	Nil	Nil

Non-Monetary				
Particulars	NGRBC Principle	Name of the regulatory/ enforcement agencies/ judicial institutions	Brief of the Case	Has an appeal been preferred? (Yes/No)
Imprisonment	NA	Nil	Nil	Nil
Punishment	NA	Nil	Nil	Nil

3. Of the instances disclosed in Question 2 above, details of the Appeal/ Revision preferred in cases where monetary or non-monetary action has been appealed.

Case Details	Name of the regulatory/ enforcement agencies/ judicial institutions
Nil	Nil

4 Does the entity have an anti-corruption or anti-bribery policy? If yes, provide details in brief and if available, provide a web-link to the policy.

Yes. The Anti-corruption or anti-bribery is covered as part of the Business conduct policy of the Company. The Company is committed to doing business ethically and believes that bribery and other corrupt practices are wrong and totally unacceptable. All employees and associated persons are prohibited from offering, providing, authorizing, requesting or receiving a bribe or anything that may be construed as a bribe. This includes compliance with all laws, domestic and foreign, prohibiting improper payments, gifts or inducements of any kind to and received from any person, including officials in the private or public sector, customers and suppliers. The Business Conduct Policy is hosted in the intranet of the Company.

5. Number of Directors / KMPs / employees / workers against whom disciplinary action was taken by any law enforcement agency for the charges of bribery / corruption:

Particulars	FY 2022-23	FY 2021-22
Directors	Nil	Nil
KMPs	Nil	Nil
Employees	Nil	Nil
Workers	Nil	Nil

6. Details of complaints with regard to conflict of interest:

Particulars	FY 2022-23		FY 2021-22	
	Number	Remarks	Number	Remarks
Number of complaints received in relation to issues of Conflict of Interest of the Directors	Nil	Nil	Nil	Nil
Number of complaints received in relation to issues of Conflict of Interest of the KMPs	Nil	Nil	Nil	Nil

7 Provide details of any corrective action taken or underway on issues related to fines / penalties / action taken by regulators/ law enforcement agencies/ judicial institutions, on cases of corruption and conflicts of interest.

Not Applicable

PRINCIPLE 2

Businesses should provide goods and services in a manner that is sustainable and safe

1. Percentage of R&D and capital expenditure (capex) investments in specific technologies to improve the environmental and social impacts of product and processes to total R&D and capex investments made by the entity, respectively.

	Current Financial Year	Previous Financial Year	Details of improvements in environmental and social impacts
R&D	-	-	Nil
Capex	2.88%	0.32%	Refer conservation of energy section of Directors' Report

2.a Does the entity have procedures in place for sustainable sourcing? (Yes/No)

Yes

2.b If yes, what percentage of inputs were sourced sustainably?

100%. The inputs are sourced in accordance with ISO 14001 Environmental Management System and ISO 45001 Occupational Health and Safety Management System

3 Describe the processes in place to safely reclaim your products for reusing, recycling and disposing at the end of life, for (a) Plastics (including packaging) (b) E-waste (c) Hazardous waste and (d) other waste.

Reusing:

- Corrosion Identified components (due to aging) to be used after Tinning process based on the advice from Technical experts.
- Refurbished Inventory (Components removed from our product at various stage with no defect recommended by technical experts for further usage) is being maintained separately and issued for internal testing / assessment .

Disposal:

- Periodic verification and assessment of the inventory is carried out and materials nearing expiry date are removed from stock and disposed through an approved process for the disposal of scarp.
- E-Waste items are disposed off yearly twice to Authorized Vendors (Approved by Pollution Control Board) as per EHS norms, supported with Destruction certificate
- General wastes Like Carton Boxes / Iron / Aluminum and other wastes are disposed off at regular Intervals.
- For Hazardous and e-waste : Agreement is being signed with the eligible vendors on yearly basis in Compliance to ISO 14001 Environmental Management System & ISO 45001 Occupational Health and Safety Management System

4 Whether Extended Producer Responsibility (EPR) is applicable to the entity's activities (Yes / No). If yes, whether the waste collection plan is in line with the Extended Producer Responsibility (EPR) plan submitted to Pollution Control Boards? If not, provide steps taken to address the same.

No. The Company do not produce or import any plastic packagings items. The Company design and manufactures few specialised defence products. There is no specific plastic, electrical and electronic product manufactured where EPR is applicable under E-Waste Management. However, the Company is evaluating implementation of EPR for certain areas of business. The same will be reviewed and implemented, if required.

PRINCIPLE 3

Businesses should respect and promote the well-being of all employees, including those in their value chains

1.a Details of measures for the well-being of employees:

Category 1.a	% of employees covered by										
	Total (A)	Health insurance		Accident insurance		Maternity benefits		Paternity Benefits		Day Care facilities	
		Number (B)	% (B / A)	Number (B)	% (B / A)	Number (B)	% (B / A)	Number (B)	% (B / A)	Number (B)	% (B / A)
Permanent Employees											
Male	737	737	100.00%	737	100.00%	-	-	-	-	-	-
Female	89	89	100.00%	89	100.00%	89	100%	-	-	-	-
Total	826	826	100.00%	826	100.00%	89	100%	-	-	-	-
Other than Permanent Employees											
Male	92	92	100.00%	92	100.00%	-	-	-	-	-	-
Female	29	29	100.00%	29	100.00%	-	-	-	-	-	-
Total	121	121	100.00%	121	100.00%	-	-	-	-	-	-

1.b Details of measures for the well-being of workers:

Category 1.b	% of workers covered by										
	Total (A)	Health insurance		Accident insurance		Maternity benefits		Paternity Benefits		Day Care facilities	
		Number (B)	% (B / A)	Number (B)	% (B / A)	Number (B)	% (B / A)	Number (B)	% (B / A)	Number (B)	% (B / A)
Permanent Workers											
Male	-	-	-	-	-	-	-	-	-	-	-
Female	-	-	-	-	-	-	-	-	-	-	-
Total	-	-	-	-	-	-	-	-	-	-	-
Other than Permanent Workers											
Male	17	17	100%	17	100%	-	-	-	-	-	-
Female	-	-	-	-	-	-	-	-	-	-	-
Total	17	17	100%	17	100%	-	-	-	-	-	-

2 Details of retirement benefits, for Current FY and Previous Financial Year

Benefits	FY 2022-23			FY 2021-22		
	No. of employees covered as a % of total employees	No. of workers covered as a % of total workers	Deducted and deposited with the authority (Y/N/N.A.)	No. of employees covered as a % of total employees	No. of workers covered as a % of total workers	Deducted and deposited with the authority (Y/N/N.A.)
PF	85.32%	-	Y	88.95%	11.76%	Y
Gratuity	87.22%	-	Y	91.16%	11.76%	Y
ESI	5.81%	-	Y	16.02%	11.76%	Y

3 Accessibility of workplaces - Are the premises / offices of the entity accessible to differently abled employees and workers, as per the requirements of the Rights of Persons with Disabilities Act, 2016? If not, whether any steps are being taken by the entity in this regard.

Yes. The Company has necessary infrastructure in place to make the workplaces accessible to differently abled employees, workers and visitors. Such infrastructural arrangements include without limitation, easily accessible sites and building entrances, easily operated doors, sufficient illuminated wide corridors etc.,

4 Does the entity have an equal opportunity policy as per the Rights of Persons with Disabilities Act, 2016? If so, provide a web-link to the policy.

Yes. The equal opportunity policy forms part of the Business Conduct Policy and the same is hosted on the intranet of the Company.

5 Return to work and Retention rates of permanent employees and workers that took parental leave.

Gender	Permanent Employees		Permanent Workers	
	Return to work rate	Retention Rate	Return to work rate	Retention Rate
Male	NA	NA	NA	NA
Female	100%	NA	NA	NA
Total	100%	-	-	-

6 Is there a mechanism available to receive and redress grievances for the following categories of employees and worker? If yes, give details of the mechanism in brief.

Category	Yes/No (If Yes, then give details of the mechanism in brief)
Permanent Workers	Yes
Other than Permanent Workers	Yes
Permanent Employees	Yes
Other than Permanent Employees	Yes

The Company has Grievance Handling Policy in place, wherein the employees and workers can send in their grievances to the dedicated e-mail being used for this purpose. The same is reviewed by the Whole-Time Director on periodic basis as per the policy. The Grievance will be address as per the process laid down in the policy.

7 Membership of employees and worker in association(s) or Unions recognised by the listed entity:

Category	FY 2022-23			FY 2021-22		
	Total employees / workers in respective category (A)	No. of employees / workers in respective category, who are part of association(s) or Union (B)	% (B/A)	Total employees / workers in respective category (C)	No. of employees / workers in respective category, who are part of association(s) or Union (D)	% (D/C)

Permanent Employees

Male	737	-	-	587	-	-
Female	89	-	-	73	-	-
Total	826	-	-	660	-	-

Permanent Workers

Male	-	-	-	2	-	-
Female	-	-	-	-	-	-
Total	-	-	-	2	-	-

8 Details of training given to employees and workers:

Category	FY 2022-23					FY 2021-22				
	Total (A)	On Health and safety measures		On Skill upgradation		Total (E)	On Health and safety measures		On Skill upgradation	
		No (B)	% (B/A)	No (C)	% (C/A)		No (D)	% (E/D)	No (F)	% (F/D)

Permanent Employees

Male	737	144	19.54%	212	29%	587	101	17.21%	627	107%
Female	89	23	25.84%	14	16%	73	17	23.29%	120	164%
Total	826	167	20.22%	226	27%	660	118	17.88%	747	113%

Permanent Workers

Male	-	-	-	-	-	2	-	-	-	-
Female	-	-	-	-	-	-	-	-	-	-
Total	-	-	-	-	-	2	-	-	-	-

9 Details of performance and career development reviews of employees and worker.

Category	FY 2022-23			FY 2021-22		
	Total (A)	No. (B)	% (B/A)	Total (C)	No. (D)	% (D/C)
Permanent Employees						
Male	737	321	44%	587	289	49%
Female	89	26	29%	73	28	38%
Total	826	347	42%	660	317	48%
Permanent Workers						
Male	-	-	-	2	2	100%
Female	-	-	-	-	-	-
Total	-	-	-	2	-	-

10 Health and safety management system

- a. Whether an occupational health and safety management system has been implemented by the entity? (Yes/ No). If yes, the coverage such system?

Yes, occupational health and safety management system has been implemented by the entity as an integrated management system combining both ISO 14001 & 45001 (EHS). It covers the entire operations covering the manufacturing facilities and offices. The management systems have been implemented in accordance with these Standards. EHS Management System defines the mandatory requirements for the systematic management and execution within the organisation. The Company's Integrated EHS Management System is accredited by international certification bodies.

- b. What are the processes used to identify work-related hazards and assess risks on a routine and non-routine basis by the entity?

The Company has a procedure in place to establish, implement & maintain a documented procedure for ongoing identification of the hazards, assessment of risks, and the implementation of necessary control measure

The procedure is based on six step risk assessment:

- Classify Work Activities
- Identify Hazards
- Determine Risks
- Decide if Risk is Tolerable
- Prepare Risk Control Action Plan
- Review adequacy of action plan

and the same is the key driver for controlling the hazardous risk.

All relevant stakeholders and EHS team members are involved in risk assessments and the risk management process, Risk Assessments & Safe Work Method Statement are developed and approved prior to starting any work activity. All identified risks and risk mitigation plans are documented, approved and communicated to all relevant parties involved in the activity. This is periodically audited by the trained internal auditors and by accreditation bodies.

- c. Whether you have processes for workers to report the work related hazards and to remove themselves from such risks. (Y/N)

Yes

- d. Do the employees/ worker of the entity have access to non-occupational medical and healthcare services? (Yes/ No)

Yes.

11. Details of safety related incidents, in the following format:

Safety Incident/Number	Category	FY 2022-23	FY 2021-22
Lost Time Injury Frequency Rate (LTIFR) (per one million-person hours worked)	Employees	Nil	Nil
	Workers	Nil	Nil
Total recordable work-related injuries	Employees	Nil	Nil
	Workers	Nil	Nil
No. of fatalities	Employees	Nil	Nil
	Workers	Nil	Nil
High consequence work-related injury or ill-health (excluding fatalities)	Employees	Nil	Nil
	Workers	Nil	Nil

12 Describe the measures taken by the entity to ensure a safe and healthy work place.

As a part of the EHS Intergrated Management system, the safe and healthy work place is ensured through periodic reviews through:

- Internal Audit
- External audit by accreditation bodies
- Reivew of risks and objectives in the management reviews
- Incident Management Process
- Near miss management process

The Company also has a Safety Committee in place, which is represented by management and worker, wherein the workers gets an opportunity to express their safety related concerns.

13 Number of Complaints on the following made by employees and workers:

Category	FY 2022-23			FY 2021-22		
	Filed during the year	Pending resolution at the end of year	Remarks	Filed during the year	Pending resolution at the end of year	Remarks
Working conditions	Nil	Nil	-	Nil	Nil	-
Health and Safety	Nil	Nil	-	Nil	Nil	-

14 Assessments for the year

Category	% of your plants and offices that were assessed (by entity or statutory authorities or third parties)
Health and safety practices	100%
Working Conditions	100%

15 Provide details of any corrective action taken or underway to address safety-related incidents (if any) and on significant risks / concerns arising from assessments of health & safety practices and working conditions.

NA

PRINCIPLE 4

Businesses should respect the interests of and be responsive to all its stakeholders

1 Describe the processes for identifying key stakeholder groups of the entity.

Our stakeholder groups are those which are directly or indirectly impacted by the Company or can impact our value creation in the short, medium or long term. We believe in building mutual trust-based relationship with our stakeholders and understanding their priorities in creating shared value. In line with its business model, the Company has identified stakeholders group.

2 List of stakeholder groups identified as key for your entity and the frequency of engagement with each stakeholder group.

Stakeholder Group	Whether identified as Vulnerable & Marginalized Group (Yes/No)	Channels of communication (Email, SMS, Newspaper, Pamphlets, Advertisement, Community Meetings, Notice Board, Website), Other	Frequency of engagement (Annually/ Half yearly/ Quarterly / others – please specify)	Purpose and scope of engagement including key topics and concerns raised during such engagement
Customers	No	Email, Website, Letters, meeting and Telephone	Half Yearly	Quality, price, & delivery of products and services, proper communication
End users	No	Email, Website, Letters, meeting and Telephone	As and when required	Product performance / ease of use / reliability / safety / maintainability
Employees	No	Email, Website, Letters, meeting, Notice Board, Intranet and Telephone	As and when required	Good work environment/ job security / health / safety / training / Career path, recognition and reward
Management	No	Email, Website, meeting, Intranet and Telephone	As and when required	Growth in sales & profitability / efficiency & effectiveness of operations
Leadership/share holders	No	Email, Website, Newspaper, Letters, meeting, Intranet and Telephone	As and when required	Profitability / return on investment / growth in market value of organization
External providers of product and services (service providers / transporters)	No (Except for MSME)	Email, Website, meeting, Letters, and Telephone	As and when required	Prompt payment, Increase scope and volume of purchases/ long-term contractual arrangements / information on future requirements.
Legal authorities (govt.)	No	Email, Website, meeting, Letters and Telephone	As and when required	Compliance with applicable requirements and industry standards / submission of reports.

Stakeholder Group	Whether identified as Vulnerable & Marginalized Group (Yes/No)	Channels of communication (Email, SMS, Newspaper, Pamphlets, Advertisement, Community Meetings, Notice Board, Website), Other	Frequency of engagement (Annually/ Half yearly/ Quarterly / others – please specify)	Purpose and scope of engagement including key topics and concerns raised during such engagement
Government & community	No	Email, Website, meeting, Letters and Telephone	As and when required	Environmental protection / Ethical behavior / growth in business and taxes to build infrastructure to support community services, activities and institutions.
Bank / finance	No	Email, Website, meeting, Letters and Telephone	As and when required	Good financial performance
Neighbors	Yes	Email, Website, meeting, Notice Board and Telephone	As and when required	No complaints relating to: noise, parking, health and safety, pollution, waste, employment

PRINCIPLE 5

Businesses should respect and promote human rights

1. Employees and workers who have been provided training on human rights issues and policy(ies) of the entity, in the following format:

Category	FY 2022-23			FY 2021-22		
	Total (A)	No. of employees / workers covered (B)	% (B/A)	Total (C)	No. of employees / workers covered (D)	% (D/C)
Employees						
Male	737	101	13.70%	587	101	17.21%
Female	89	17	19.10%	73	7	9.59%
Total	826	118	14.29%	660	108	16.36%
Workers						
Male	-	-	-	2	-	-
Female	-	-	-	-	-	-
Total	-	-	-	2	-	-

2 Details of minimum wages paid to employees and workers, in the following format:

Category	FY 2022-23					FY 2021-22				
	Total (A)	Equal to Minimum Wage		More than Minimum Wage		Total (E)	Equal to Minimum Wage		More than Minimum Wage	
		No (B)	% (B/A)	No (C)	% (C/A)		No (D)	% (E/D)	No (F)	% (F/D)
Permanent Employees										
Male	737	-	-	737	100%	587	-	-	587	100%
Female	89	-	-	89	100%	73	-	-	73	100%
Other than Permanent Employees										
Male	92	NA	-	NA	-	56	NA	-	NA	-
Female	29	NA	-	NA	-	8	NA	-	NA	-
Permanent Workers										
Male	-	-	-	-	-	2	-	-	2	100%
Female	-	-	-	-	-	-	-	-	-	-
Other than Permanent Workers										
Male	17	-	-	17	100%	-	-	-	-	-
Female	-	-	-	-	-	-	-	-	-	-

3 Details of remuneration/salary/wages, in the following format:

Category	Male		Female	
	Number	Median remuneration/ salary/ wages of respective category	Number	Median remuneration/ salary/ wages of respective category
Board of Directors (BoD)	6	10,62,500	2	34,65,922
Key Managerial Personnel	1	41,15,280	1	9,64,213
Employees other than BoD and KMP	829	4,73,868	118	4,10,780
Workers	17	1,26,000	-	-

4 Do you have a focal point (Individual/ Committee) responsible for addressing human rights impacts or issues caused or contributed to by the business? (Yes/No)

Yes

5 Describe the internal mechanisms in place to redress grievances related to human rights issues.

The Company has Grievance Handling Policy in place, wherein the employees and workers can send in their grievances to the dedicated e-mail being used for this purpose. The same is reviewed by the Whole-Time Director on periodic basis as per the policy. The Grievance will be address as per the process laid down in the policy. Further, the employees can also send in their grievances under the process established under the Business Conduct Policy and under the Whistle Blower Policy of the Company. The Company has an Internal Compliance Committee under Prohibition of Sexual Harrassment of Women Policy, wherein the employees can raise their grievances.

6 Number of Complaints on the following made by employees and workers:

Category	FY 2022-23			FY 2021-22		
	Filed during the year	Pending resolution at the end of year	Remarks	Filed during the year	Pending resolution at the end of year	Remarks
Sexual Harassment	Nil	Nil	-	Nil	Nil	-
Discrimination at workplace	Nil	Nil	-	Nil	Nil	-
Child Labour	Nil	Nil	-	Nil	Nil	-
Forced Labour/ Involuntary Labour	Nil	Nil	-	Nil	Nil	-
Wages	Nil	Nil	-	Nil	Nil	-
Other human rights related issues	Nil	Nil	-	Nil	Nil	-

7. Mechanisms to prevent adverse consequences to the complainant in discrimination and harassment cases.

The Company has a Whistle Blower Policy wherein the employees report, without fear of retaliation, any wrong practices, unethical behaviour or noncompliance which may have a detrimental effect on the organisation, including financial damage and impact on brand image. Also, the Code of Conduct of the Company requires employees to behave responsibly in their action and conduct. Apart from that, the Company has Committees for the protection of women at workplace to ensure their rights, receive grievances, conduct investigation and to take actions.

8. Do human rights requirements form part of your business agreements and contracts? (Yes/No)

Yes

9. Assessments for the year:

Category	% of your plants and offices that were assessed (by entity or statutory authorities or third parties)
Child labour	100%
Forced/involuntary labour	100%
Sexual harassment	100%
Discrimination at workplace	100%
Wages	100%

10. Provide details of any corrective actions taken or underway to address significant risks / concerns arising from the assessments at Question 9 above.

Nil

PRINCIPLE 6

Businesses should respect and make efforts to protect and restore the environment

1. Details of total energy consumption (in Joules or multiples) and energy intensity, in the following format:

Parameter	FY 2022-23	FY 2021-22
Total electricity consumption (A) (Gigajoules)	10,035	9,042
Total fuel consumption (B) (Gigajoules)	989	374
Energy consumption through other sources (C)	-	-
Total energy consumption (A+B+C)	11,024	9,417
Turnover in Rupees	4,534,453,755	3,108,469,436
Energy intensity per rupee of turnover (Total energy consumption/ turnover in rupees) (joules / Rupees)	2,431.20	3,029.39
Optional Metric		
Energy intensity (optional) – the relevant metric may be selected by the entity	-	-

No independent assessment/ evaluation/assurance has been carried out by an external agency

2. Does the entity have any sites / facilities identified as designated consumers (DCs) under the Performance, Achieve and Trade (PAT) Scheme of the Government of India? (Y/N) If yes, disclose whether targets set under the PAT scheme have been achieved. In case targets have not been achieved, provide the remedial action taken, if any.

No

3. Provide details of the following disclosures related to water, in the following format:

Parameter	FY 2022-23	FY 2021-22
Water withdrawal by source (in kilolitres)		
(i) Surface water	-	-
(ii) Groundwater	-	-
(iii) Third party water	9,928	7,652
(iv) Seawater / desalinated water	-	-
(v) Others	-	-
Total volume of water withdrawal (in kilolitres) (i + ii + iii + iv + v)	9,928	7,652
Total volume of water consumption (in kilolitres)	9,928	7,652
Turnover in Rupees	4,534,453,755	
Water intensity per rupee of turnover (Water consumed / turnover) (Litres / Rupees)	0.0022	0.0025
Optional Metric		
Water intensity (optional) – the relevant metric may be selected by the entity	-	-

No independent assessment/ evaluation/assurance has been carried out by an external agency

4. Has the entity implemented a mechanism for Zero Liquid Discharge? If yes, provide details of its coverage and implementation.

The Company has implemented a mechanism of Zero Liquid Discharge in its manufacturing unit wherein a well maintained Sewage Treatment Plant is in place to recycle the waste water. The treated waste water is used for Gardening, ensuring that there is no discharge of the waste water to environment. Treated water is tested periodically in authorised lab.

5. Please provide details of air emissions (other than GHG emissions) by the entity, in the following format

Parameter	Please Specify Unit	FY 2022-23	FY 2021-22
NOx	Tonnes	6.39	2.42
SOx	Tonnes	2.02	0.76
Particulate matter (PM)	Tonnes	0.2	0.08
Persistent organic pollutants (POP)		-	-
Volatile organic compounds (VOC)	Tonnes	0.18	0.07
Hazardous air pollutants (HAP)	-	-	-
Others – please specify*	-	-	-

* The Company uses soldering leads in the production process and the emission of the same is negligible.

No independent assessment/ evaluation/assurance has been carried out by an external agency

6. Provide details of greenhouse gas emissions (Scope 1 and Scope 2 emissions) & its intensity, in the following format:

Parameter	Unit	FY 2022-23	FY 2021-22
Total Scope 1 emissions (Break-up of the GHG into CO ₂ , CH ₄ , N ₂ O, HFCs, PFCs, SF ₆ , NF ₃ , if available)	Metric tonnes of CO ₂ equivalent	240.15	153.46
"Total Scope 2 emissions (Break-up of the GHG into CO ₂ , CH ₄ , N ₂ O, HFCs, PFCs, SF ₆ , NF ₃ , if available)"	Metric tonnes of CO ₂ equivalent	1701.02	1532.78
Turnover in Rupees	Rupees	4,53,44,53,755	3,10,84,69,436
Total Scope 1 and Scope 2 emissions per rupee of turnover (CO ₂ Kg / Rupees)		0.0004	0.0005
Optional Metric			
Total Scope 1 and Scope 2 emission intensity (optional) – the relevant metric may be selected by the entity	-	-	-

No independent assessment/ evaluation/assurance has been carried out by an external agency

7. Does the entity have any project related to reducing Green House Gas emission? If Yes, then provide details.

No

8. Provide details related to waste management by the entity, in the following format:

Parameter	FY 2022-23	FY 2021-22
Total Waste generated (in metric tonnes)		
Plastic waste (A)	0.48	0.95
E-waste (B)	1.66	0.48
Bio-medical waste (C)	-	-
Construction and demolition waste (D)	-	-
Battery waste (E)	-	-
Radioactive waste (F)	-	-
Other Hazardous waste. Please specify, if any. (G)	1.86 ¹	0.31 ²
Other Non-hazardous waste generated (H). Please specify, if any. (Break-up by composition i.e. by materials relevant to the sector)	14.19	16.13
i) Carton	7.36	5.56
ii) Wood	3.07	0.74
iii) Metal	3.67	9.83
iv) Others	0.09	-
Total (A+B + C + D + E + F + G + H)	18.19	17.87
For each category of waste generated, total waste recovered through recycling, re-using or other recovery operations (in metric tonnes)		
(i) Recycled	-	-
(ii) Re-used	-	-
(iii) Other recovery operations	-	-
Total	-	-
For each category of waste generated, total waste disposed by nature of disposal method (in metric tonnes)		
(i) Incineration	-	-
(ii) Landfilling	-	-
(iii) Other disposal operations	-	-
Total	-	-

No independent assessment/ evaluation/assurance has been carried out by an external agency

Note: ¹ Hazardous waste for FY 2022-23 includes solder paste, Solder Dress, used Isopropyl alcohol, Washed Water, used ishex and used Tube lights,

² Hazardous waste for FY 2021-22 includes used Isopropyl alcohol

9. Briefly describe the waste management practices adopted in your establishments. Describe the strategy adopted by your company to reduce usage of hazardous and toxic chemicals in your products and processes and the practices adopted to manage such wastes
Process Flow and Accounting Procedures :

Material required to be scrapped is periodically identified through a list which is approved as per the policy. Such identified scrap is moved to separate area earmarked for the purpose. Stores records will be updated accordingly

Interested qualified Vendors shall be allowed to visit the scrap yard for assessment before submitting the quotation / bid.

Competitive quotes are collected and upon comparison of the quotations, an internal assessment will be carried out for process compliance and issue of scrap invoice. Upon finalization, the vendor is invited to pickup the scrap.

Disposal of E wastes & Hazardous material - (eco – friendly waste disposal) :

The above said process is applicable for e-wastes also. Additionally, the vendor who is interested to collect the e-waste has to be approved by the pollution control board and has to hold a valid license as below.

- a. Hazardous waste authorization.
- b. Consent Order to Air and Water.

Vendor is required to provide certificate of destruction with our documentation references for the records.

The above is in Compliance to ISO 14001 Environmental Management System and ISO 45001 Occupational Health and Safety Management System

- 10. If the entity has operations/offices in/around ecologically sensitive areas (such as national parks, wildlife sanctuaries, biosphere reserves, wetlands, biodiversity hotspots, forests, coastal regulation zones etc.) where environmental approvals / clearances are required, please specify details in the following format:**

S. No.	Location of operations/offices	Type of operations	Whether the conditions of environmental approval / clearance are being complied with? (Y/N). If no, the reasons thereof and corrective action taken, if any
-	NA	NA	NA

- 11. Details of environmental impact assessments of projects undertaken by the entity based on applicable laws, in the current financial year:**

Name and brief details of project	EIA Notification No.	Date	Whether conducted by independent external agency (Yes / No)	Results communicated in public domain(Yes / No)	Relevant Web link
NA	NA	NA	NA	NA	NA

- 12. Is the entity compliant with the applicable environmental law/ regulations/ guidelines in India; such as the Water (Prevention and Control of Pollution) Act, Air (Prevention and Control of Pollution) Act, Environment protection act and rules thereunder (Y/N). If not, provide details of all such non-compliances, in the following format:**

Yes

S. No.	Specify the law / regulation / guidelines which was not complied with	Provide details of the non-compliance	Any fines / penalties / action taken by regulatory agencies such as pollution control boards or by courts	Corrective action taken, if any
-	Nil	Nil	Nil	Nil

PRINCIPLE 7

Businesses, when engaging in influencing public and regulatory policy, should do so in a manner that is responsible and transparent

1A. Number of affiliations with trade and industry chambers / associations.

1 (One)

1B. List the top 10 trade and industry chambers/ associations (determined based on the total members of such body) the entity is a member of/ affiliated to.

S. No.	Name of the trade and industry chambers/ associations	Reach of trade and industry chambers / associations (State/National)
1	Confederation of Indian Industry	National

2. Provide details of corrective action taken or underway on any issues related to anti-competitive conduct by the entity, based on adverse orders from regulatory authorities.

Name of authority	Brief of the case	Corrective action taken
Nil	Nil	Nil

PRINCIPLE 8

Businesses should promote inclusive growth and equitable development

1. Details of Social Impact Assessments (SIA) of projects undertaken by the entity based on applicable laws, in the current financial year.

Name and brief details of project	SIA Notification No.	Date of notification	Whether conducted by independent external agency (Yes / No)	Results communicated in public domain (Yes / No)	Relevant Web Link
Nil	NA	NA	NA	NA	NA

2. Provide information on project(s) for which ongoing Rehabilitation and Resettlement (R&R) is being undertaken by your entity, in the following format:

S. No.	Name of Project for which R&R is ongoing	State	District	No. of Project Affected Families (PAFs)	% of PAFs covered by R&R	Amounts paid to PAFs in the FY (In INR)
	Nil	Nil	Nil	Nil	Nil	Nil

3. Describe the mechanisms to receive and redress grievances of the community

NA

4. Percentage of input material (inputs to total inputs by value) sourced from suppliers:

Category	FY 2022-23		FY 2021-22	
	Total Value (in INR)	%	Total Value (in INR)	%
Total Value of inputs sourced	2,25,30,90,675		1,21,28,92,218	
Directly sourced from MSMEs/ small producers	15,74,03,992	6.99%	12,99,95,136	10.72%
Sourced directly from within the district and neighbouring districts	8,25,43,525	3.66%	4,29,83,666	3.54%

PRINCIPLE 9

Businesses should engage with and provide value to their consumers in a responsible manner

1. Describe the mechanisms in place to receive and respond to consumer complaints and feedback.

The Company does not have any specific consumer products except for electronics for Defence and Aeronautical use. The Company collects feedback forms from client/customer every six months as per the Company's Standard Practice.

The mechanisms for receiving customer complaints are through email, letter, fax, website portal and verbal communications directly to project management teams. The customers can also lodge complaint through the phone and email address provided on the Company website.

2. Turnover of products and/ services as a percentage of turnover from all products/service that carry information about:

Details	As a percentage to total turnover
Environmental and social parameters relevant to the product	94.93%
Safe and responsible usage	94.93%
Recycling and/or safe disposal	94.93%

3. Number of consumer complaints in respect of the following:

Category	FY 2022-23			FY 2021-22		
	Received during the year	Pending resolution at end of year	Remarks	Received during the year	Pending resolution at end of year	Remarks
Data privacy	Nil	Nil	-	Nil	Nil	-
Advertising	Nil	Nil	-	Nil	Nil	-
Cyber-security	Nil	Nil	-	Nil	Nil	-
Delivery of essential services	Nil	Nil	-	Nil	Nil	-
Restrictive Trade Practices	Nil	Nil	-	Nil	Nil	-
Unfair Trade Practices	Nil	Nil	-	Nil	Nil	-
Other	Nil	Nil	-	Nil	Nil	-

4. Details of instances of product recalls on account of safety issues:

	Number	Reasons for recall
Voluntary recalls	NIL	NA
Forced recalls	NIL	NA

5. Does the entity have a framework/ policy on cyber security and risks related to data privacy? (Yes/No) If available, provide a web-link of the policy.

Yes. The Company have a framework on cyber security and risks related to data privacy. The same is hosted on the intranet of the Company.

6. Provide details of any corrective actions taken or underway on issues relating to advertising, and delivery of essential services; cyber security and data privacy of customers; re-occurrence of instances of product recalls; penalty / action taken by regulatory authorities on safety of products / services.

Nil

Independent Auditor's Report

To the Members of Data Patterns (India) Limited

Report on the Audit of the Financial Statements

Opinion

We have audited the accompanying financial statements of **Data Patterns (India) Limited** (the "Company"), which comprise the Balance Sheet as at March 31, 2023, the Statement of Profit and Loss (including Other Comprehensive Income), the Statement of Changes in Equity and the Statement of Cash Flows for the year ended on that date and a summary of significant accounting policies and other explanatory information (hereinafter referred to as the "financial statements").

In our opinion and to the best of our information and according to the explanations given to us, the aforesaid financial statements give the information required by the Companies Act, 2013 (the "Act") in the manner so required and give a true and fair view in conformity with the Indian Accounting Standards prescribed under section 133 of the Act read with the Companies (Indian Accounting Standards) Rules, 2015, as amended, ("Ind AS") and other accounting principles generally accepted in India, of the state of affairs of the Company as at March 31, 2023 and its profit, total comprehensive income, changes in equity and its cash flows for the year ended on that date.

Basis for Opinion

We conducted our audit of the financial statements in accordance with the Standards on Auditing ("SA's") specified under section 143(10) of the Act. Our responsibilities under those Standards are further described in the Auditor's Responsibilities for the Audit of the Financial Statements section of our report. We are independent of the Company in accordance with the Code of Ethics issued by the Institute of Chartered Accountants of India ("ICAI") together with the ethical requirements that are relevant to our audit of the financial statements under the provisions of the Act and the Rules made thereunder, and we have fulfilled our other ethical responsibilities in accordance with these requirements and the ICAI's Code of Ethics. We believe that the audit evidence obtained by us is sufficient and appropriate to provide a basis for our audit opinion on the financial statements.

Key Audit Matters

Key audit matters are those matters that, in our professional judgment, were of most significance in our audit of the financial statements of the current period. These matters were addressed in the context of our audit of the financial statements as a whole, and in forming our opinion thereon, and we do not provide a separate opinion on these matters. We have determined the matters described below to be the key audit matters to be communicated in our report.

No.	Key Audit Matter	Auditor's Response
1.	<p>Revenue recognition from contracts with customers as per Ind AS 115:</p> <p>Refer Note 1 (Accounting policy) and Note 24 to financial statements</p> <p>During the financial year ended March 31, 2023, the Company has recognised revenue of Rs. 453.45 crores with respect to sale of goods and services.</p>	<p>Our audit procedures, among others included the following:</p> <ul style="list-style-type: none"> We reviewed the Company's revenue recognition policy to ensure whether it is in compliance with Ind AS 115. We understood the nature of goods sold / services rendered to the customers, assessed the design and tested the operating effectiveness of internal controls related to revenue recognition.

No.	Key Audit Matter	Auditor's Response
	<p>The Company recognizes revenue based on the terms of the contract with customers. Terms of sales arrangements with various customers including incoterms determine the timing of transfer of control and require judgment in determining timing of revenue recognition.</p> <p>Due to the judgement relating to determination of point of time in satisfaction of performance obligations, this matter is considered as Key Audit Matter.</p>	<ul style="list-style-type: none"> We performed the following tests for a sample of transactions pertaining to sale of goods or services during the year: <ol style="list-style-type: none"> Tested supporting documentation including sales invoices, customer contracts/sales orders, shipping documents and other related records. Verified the terms of the contract and confirmed whether the performance obligations stipulated under the contract are the same as identified by the company. Verified whether the amount of revenue recognized is based on the transaction price identified to the performance obligation satisfied as per the contract. Verified whether the recognition of revenue is in accordance with the incoterms / when the conditions for revenue recognitions are satisfied. Verified whether the performance obligation is satisfied at a point in time or over a period of time as per the terms of the contract. Tested the supporting documentation for significant value of sale transactions recorded during the period closer to the year end to ensure revenue recognition criteria is met as per Ind AS 115. Assessed the relevant disclosures made in the financial statements.
2	<p>Impairment of Trade Receivables:</p> <p>Refer Note 1 (Accounting policy) and Note 7 to financial statements</p> <p>Trade receivables as at March 31, 2023 is Rs 382.48 crores which constitutes around 27% of the total assets of the company.</p> <p>Significant portion of balances outstanding under trade receivables are from Government customers / Public sector undertakings.</p> <p>Considering the nature of the product and services, detailed procedures involved in acceptance of the same by customers may take substantial time and therefore assessing the recoverability of trade receivables involves significant amounts of judgement. Hence, we have considered this as a Key Audit Matter.</p>	<p>Our audit procedures, among others included the following:</p> <ul style="list-style-type: none"> We assessed the design and tested the operating effectiveness of internal controls related to the processes in place for recoverability of customer dues. We reviewed the trade receivables and evaluated the basis for management's conclusion regarding the recoverability of the same based on the evidence supporting the completion of performance obligation and the reasons for the delays in recovery. We have also obtained the status of long pending receivables based on communications with the customers and subsequent collections (if any). We assessed the relevant disclosures made in the financial statements

No.	Key Audit Matter	Auditor's Response
3	<p>Inventory Valuation:</p> <p>Refer Note 1 (Accounting policy) and Note 5 to financial statements</p> <p>Inventories held as at March 31, 2023 is Rs 192.95 crores which constitutes around 13% of the total assets of the company.</p> <p>Considering the nature of the inventories, its valuation involves significant management judgement in identification and allocation of cost of conversion to work in progress and finished goods, identification of obsolete inventories and hence we considered this to be a Key Audit Matter.</p>	<p>Our audit procedures, among others included the following:</p> <ul style="list-style-type: none"> • We assessed the design and tested the operating effectiveness of internal controls related to Inventory management. • We assessed whether the policy and frequency of physical verification of inventory implemented by the Company is reasonable and adequate. • We observed the physical verification of inventory as part of yearend audit procedure and applied roll back / roll forward procedure to validate the year end balance. • We checked the valuation of material cost of inventories at the yearend on a sample basis to ensure whether the same is in line with the accounting policy adopted by the company. • We verified the methodology of allocation and absorption of conversion cost on the closing inventory and ensured its reasonableness. • We tested the operating effectiveness of internal controls related to identification and provisioning / write off of obsolete inventories. • We assessed the relevant disclosures made in the financial statements.

Information Other than the Financial Statements and Auditor's Report Thereon

The Company's Board of Directors is responsible for the other information. The other information comprises the information included in the Board's Report including Annexures to Board's Report but does not include the financial statements and our auditor's report thereon.

Our opinion on the financial statements does not cover the other information and we do not express any form of assurance conclusion thereon.

In connection with our audit of the financial statements, our responsibility is to read the other information and, in doing so, consider whether the other information is materially inconsistent with the financial statements, or our knowledge obtained during the course of our audit or otherwise appears to be materially misstated.

If, based on the work we have performed, we conclude that there is a material misstatement of this other information,

we are required to report that fact. We have nothing to report in this regard.

Management's Responsibilities for the Financial Statements

The Company's Board of Directors is responsible for the matters stated in section 134(5) of the Act with respect to the preparation of these financial statements that give a true and fair view of the financial position, financial performance, including other comprehensive income, changes in equity and cash flows of the Company in accordance with the Ind AS and other accounting principles generally accepted in India. This responsibility also includes maintenance of adequate accounting records in accordance with the provisions of the Act for safeguarding the assets of the Company and for preventing and detecting frauds and other irregularities; selection and application of appropriate accounting policies; making judgments and estimates that are reasonable and prudent; and design, implementation and maintenance of adequate internal financial controls,

that were operating effectively for ensuring the accuracy and completeness of the accounting records, relevant to the preparation and presentation of the financial statements that give a true and fair view and are free from material misstatement, whether due to fraud or error.

In preparing the financial statements, Management is responsible for assessing the Company's ability to continue as a going concern, disclosing, as applicable, matters related to going concern and using the going concern basis of accounting unless management either intends to liquidate the Company or to cease operations, or has no realistic alternative but to do so.

The Board of Directors is also responsible for overseeing the Company's financial reporting process.

Auditor's Responsibilities for the Audit of the Financial Statements

Our objectives are to obtain reasonable assurance about whether the financial statements as a whole are free from material misstatement, whether due to fraud or error, and to issue an auditor's report that includes our opinion. Reasonable assurance is a high level of assurance but is not a guarantee that an audit conducted in accordance with SAs will always detect a material misstatement when it exists. Misstatements can arise from fraud or error and are considered material if, individually or in the aggregate, they could reasonably be expected to influence the economic decisions of users taken on the basis of these financial statements.

As part of an audit in accordance with SAs, we exercise professional judgment and maintain professional scepticism throughout the audit. We also:

- Identify and assess the risks of material misstatement of the financial statements, whether due to fraud or error, design and perform audit procedures responsive to those risks, and obtain audit evidence that is sufficient and appropriate to provide a basis for our opinion. The risk of not detecting a material misstatement resulting from fraud is higher than for one resulting from error, as fraud may involve collusion, forgery, intentional omissions, misrepresentations, or the override of internal control.

- Obtain an understanding of internal financial control relevant to the audit in order to design audit procedures that are appropriate in the circumstances. Under section 143(3)(i) of the Act, we are also responsible for expressing our opinion on whether the Company has adequate internal financial controls system in place and the operating effectiveness of such controls.
- Evaluate the appropriateness of accounting policies used and the reasonableness of accounting estimates and related disclosures made by the management.
- Conclude on the appropriateness of management's use of the going concern basis of accounting and, based on the audit evidence obtained, whether a material uncertainty exists related to events or conditions that may cast significant doubt on the Company's ability to continue as a going concern. If we conclude that a material uncertainty exists, we are required to draw attention in our auditor's report to the related disclosures in the financial statements or, if such disclosures are inadequate, to modify our opinion. Our conclusions are based on the audit evidence obtained up to the date of our auditor's report. However, future events or conditions may cause the Company to cease to continue as a going concern.
- Evaluate the overall presentation, structure and content of the financial statements, including the disclosures, and whether the financial statements represent the underlying transactions and events in a manner that achieves fair presentation.

We communicate with those charged with governance regarding, among other matters, the planned scope and timing of the audit and significant audit findings, including any significant deficiencies in internal control that we identify during our audit.

We also provide those charged with governance with a statement that we have complied with relevant ethical requirements regarding independence, and to communicate with them all relationships and other matters that may reasonably be thought to bear on our independence, and where applicable, related safeguards.

From the matters communicated with those charged with governance, we determine those matters that were of most

significance in the audit of the financial statements of the current period and are therefore the key audit matters. We describe these matters in our auditor's report unless law or regulation precludes public disclosure about the matter or when, in extremely rare circumstances, we determine that a matter should not be communicated in our report because the adverse consequences of doing so would reasonably be expected to outweigh the public interest benefits of such communication.

Report on Other Legal and Regulatory Requirements

1. As required by Section 143(3) of the Act, based on our audit we report that:

- a) We have sought and obtained all the information and explanations which to the best of our knowledge and belief were necessary for the purposes of our audit.
- b) In our opinion, proper books of account as required by law have been kept by the Company so far as it appears from our examination of those books.
- c) The Balance Sheet, the Statement of Profit and Loss including Other Comprehensive Income, Statement of Changes in Equity and the Statement of Cash Flows dealt with by this Report are in agreement with the books of account.
- d) In our opinion, the aforesaid financial statements comply with the Ind AS specified under Section 133 of the Act.
- e) On the basis of the written representations received from the directors, taken on record by the Board of Directors, none of the directors is disqualified as on March 31, 2023, from being appointed as a director in terms of Section 164(2) of the Act.
- f) With respect to the adequacy of the internal financial controls over financial reporting of the Company and the operating effectiveness of such controls, refer to our separate Report in **"Annexure A"**. Our report expresses an unmodified opinion on the adequacy and operating effectiveness of the Company's internal financial controls over financial reporting.
- g) With respect to the other matters to be included in the Auditor's Report in accordance with the requirements of section 197(16) of the Act, as

amended: In our opinion and to the best of our information and according to the explanations given to us, the remuneration paid by the Company to its directors during the year is in accordance with the provisions of section 197 of the Act.

h) With respect to the other matters to be included in the Auditor's Report in accordance with Rule 11 of the Companies (Audit and Auditors) Rules, 2014, as amended, in our opinion and to the best of our information and according to the explanations given to us:

- i. The Company has disclosed the impact of pending litigations on its financial position in its financial statements - Refer note no 33 to financial statements.
- ii. The Company has certain long-term contracts for which there are no material foreseeable losses. The Company did not have any derivative contracts.
- iii. There has been no delay in transferring amounts, required to be transferred, to the Investor Education and Protection Fund by the Company.
- iv. (a) The Management has represented that, to the best of its knowledge and belief, no funds (which are material either individually or in the aggregate) have been advanced or loaned or invested (either from borrowed funds or share premium or any other sources or kind of funds) by the Company to or in any other person or entity, including foreign entity ("Intermediaries"), with the understanding, whether recorded in writing or otherwise, that the Intermediary shall, whether, directly or indirectly lend or invest in other persons or entities identified in any manner whatsoever by or on behalf of the Company ("Ultimate Beneficiaries") or provide any guarantee, security or the like on behalf of the Ultimate Beneficiaries;
- (b) The Management has represented, that, to the best of its knowledge and

belief, no funds (which are material either individually or in the aggregate) have been received by the Company from any person or entity, including foreign entity ("Funding Parties"), with the understanding, whether recorded in writing or otherwise, that the Company shall, whether, directly or indirectly, lend or invest in other persons or entities identified in any manner whatsoever by or on behalf of the Funding Party ("Ultimate Beneficiaries") or provide any guarantee, security or the like on behalf of the Ultimate Beneficiaries;

- (c) Based on the audit procedures that have been considered reasonable and appropriate in the circumstances, nothing has come to our notice that has caused us to believe that the representations under sub-clause (i) and (ii) of Rule 11(e), as provided under (a) and (b) above, contain any material misstatement.
- v. (a) The final dividend paid by the Company during the financial year in respect of the dividend declared for the previous year is in accordance with section 123 of the Act to the extent it applies to payment of dividend.
- (b) As stated in note 46 (c) to the financial statements, the Board of Directors of the

Company have proposed final dividend for the financial year which is subject to the approval of the members at the ensuing Annual General Meeting. The dividend declared is in accordance with section 123 of the Act to the extent it applies to declaration of dividend.

- vi. Proviso to Rule 3(1) of the Companies (Accounts) Rules, 2014 for maintaining books of account using accounting software which has a feature of recording audit trail (edit log) facility is applicable to the Company with effect from April 1, 2023, and accordingly, reporting under Rule 11(g) of Companies (Audit and Auditors) Rules, 2014 is not applicable for the financial year ended March 31, 2023.
- 2. As required by the Companies (Auditor's Report) Order, 2020 (the "Order") issued by the Central Government in terms of Section 143(11) of the Act, we give in **"Annexure B"** a statement on the matters specified in paragraphs 3 and 4 of the Order.

Place: Chennai
Date: May 13, 2023

For **R.G.N. Price & Co**
Chartered Accountants
FR No. 002785S

K. Venkatakrishnan
Partner
Membership No.208591
UDIN: 23208591BGYOKQ7187

ANNEXURE "A" TO THE INDEPENDENT AUDITOR'S REPORT

(Referred to in paragraph 1(f) under 'Report on Other Legal and Regulatory Requirements section of our report to the Members of Data Patterns (India) Limited of even date)

Report on the Internal Financial Controls Over Financial Reporting under Clause (i) of sub-section 3 of Section 143 of the Companies Act, 2013 (the "Act")

We have audited the internal financial controls over financial reporting of **Data Patterns (India) Limited** (the "Company") as of March 31, 2023 in conjunction with our audit of the financial statements of the Company for the year ended on that date.

Management's Responsibility for Internal Financial Controls

The Management of the Company is responsible for establishing and maintaining internal financial controls based on the internal control over financial reporting criteria established by the Company considering the essential components of internal control stated in the Guidance Note on Audit of Internal Financial Controls Over Financial Reporting issued by the Institute of Chartered Accountants of India (the "ICAI"). These responsibilities include the design, implementation and maintenance of adequate internal financial controls that were operating effectively for ensuring the orderly and efficient conduct of its business, including adherence to company's policies, the safeguarding of its assets, the prevention and detection of frauds and errors, the accuracy and completeness of the accounting records, and the timely preparation of reliable financial information, as required under the Act.

Auditor's Responsibility

Our responsibility is to express an opinion on the Company's internal financial controls over financial reporting of the Company based on our audit. We conducted our audit in accordance with the Guidance Note on Audit of Internal Financial Controls Over Financial Reporting (the "Guidance Note") issued by the ICAI and the Standards on Auditing prescribed under Section 143(10) of the Act, to the extent applicable to an audit of internal financial controls. Those Standards and the Guidance Note require that we comply with ethical requirements and plan and perform the audit to obtain reasonable assurance about whether adequate

internal financial controls over financial reporting was established and maintained and if such controls operated effectively in all material respects.

Our audit involves performing procedures to obtain audit evidence about the adequacy of the internal financial controls system over financial reporting and their operating effectiveness. Our audit of internal financial controls over financial reporting included obtaining an understanding of internal financial controls over financial reporting, assessing the risk that a material weakness exists, and testing and evaluating the design and operating effectiveness of internal control based on the assessed risk. The procedures selected depend on the auditor's judgement, including the assessment of the risks of material misstatement of the financial statements, whether due to fraud or error.

We believe that the audit evidence we have obtained, is sufficient and appropriate to provide a basis for our audit opinion on the Company's internal financial controls system over financial reporting.

Meaning of Internal Financial Controls Over Financial Reporting

A company's internal financial control over financial reporting is a process designed to provide reasonable assurance regarding the reliability of financial reporting and the preparation of financial statements for external purposes in accordance with generally accepted accounting principles. A company's internal financial control over financial reporting includes those policies and procedures that

- (1) pertain to the maintenance of records that, in reasonable detail, accurately and fairly reflect the transactions and dispositions of the assets of the company;
- (2) provide reasonable assurance that transactions are recorded as necessary to permit preparation of financial statements in accordance with generally accepted accounting principles, and that receipts and

expenditures of the company are being made only in accordance with authorisations of management and directors of the company; and

- (3) provide reasonable assurance regarding prevention or timely detection of unauthorised acquisition, use, or disposition of the company's assets that could have a material effect on the financial statements.

Inherent Limitations of Internal Financial Controls Over Financial Reporting

Because of the inherent limitations of internal financial controls over financial reporting, including the possibility of collusion or improper management override of controls, material misstatements due to error or fraud may occur and not be detected. Also, projections of any evaluation of the internal financial controls over financial reporting to future

periods are subject to the risk that the internal financial control over financial reporting may become inadequate because of changes in conditions, or that the degree of compliance with the policies or procedures may deteriorate.

Opinion

In our opinion, to the best of our information and according to the explanations given to us, the Company has, in all material respects, an adequate internal financial controls system over financial reporting and such internal financial controls over financial reporting were operating effectively as at March 31, 2023, based on the criteria for internal financial control over financial reporting established by the Company considering the essential components of internal control stated in the Guidance Note on Audit of Internal Financial Controls Over Financial Reporting issued by the ICAI.

ANNEXURE "B" TO THE INDEPENDENT AUDITOR'S REPORT

(Referred to in paragraph 2 under 'Report on Other Legal and Regulatory Requirements' section
of our report to the Members of Data Patterns (India) Limited of even date)

To the best of our information and according to the explanations provided to us by the Company and the books of account and records examined by us in the normal course of audit, we state that:

i. In respect of the Company's Property, Plant and Equipment and Intangible Assets:

(a) (i) The Company has maintained proper records showing full particulars, including quantitative details and situation of Property, Plant and Equipment.

(ii) The Company has maintained proper records showing full particulars of intangible assets.

(b) The Company has adopted a policy of physically verifying its fixed assets every year which in our opinion is reasonable having regard to the size of the Company and nature of its business. During the year, fixed assets have been physically verified by the Management and according to the information and explanation given to us, there are no discrepancies noticed on such verification.

(c) According to the information and explanations given to us and on the basis of our examination, we report that, the company does not have any immovable property in its name. In respect of leasehold land, the lease agreement is in the name of the Company, where the Company is the lessee.

(d) The Company has not revalued any of its Property, Plant and Equipment and intangible assets during the year.

(e) No proceedings have been initiated during the year or are pending against the Company as at March 31, 2023 for holding any benami

property under the Benami Transactions (Prohibition) Act, 1988 (as amended in 2016) and rules made thereunder.

ii. (a) Physical verification of inventories has been conducted at reasonable intervals by the Management. In our opinion, the frequency of such verification is reasonable, and procedures and coverage as followed by management were appropriate. No discrepancies were noticed on verification between the physical stocks and the book records that were 10% or more in the aggregate for each class of inventory.

(b) The Company has been sanctioned working capital limits in excess of Rs. 5 crores, in aggregate during the year from banks on the basis of security of current assets. The quarterly returns and statements filed by the Company with such banks are in agreement with the books of accounts of the Company filed for the respective quarters.

iii. According to the information and explanations given to us, and the records of the Company examined by us, the Company has not made any investments in, companies, firms, Limited Liability Partnerships, and granted unsecured loans to other parties, during the year, and hence reporting under this clause 3(iii) of the Order is not applicable.

iv. The Company has not granted any loans, secured or unsecured to companies, firms, limited liability partnerships or other parties covered in the register maintained under section 189 of the Act.

v. According to the information and explanations given to us, and the records of the Company examined by us, the Company has not accepted any deposit or amounts which are deemed to be deposits. Hence, reporting under clause 3(v) of the Order is not applicable.

vi. We have broadly reviewed the cost records maintained by the Company pursuant to the Companies (Cost Records and Audit) Rules, 2014 prescribed by the Central Government under section 148 (1) of the Act and are of the opinion that prima facie the prescribed cost records have been made and maintained. We have however, not made a detailed examination of the cost records with a view to determine whether they are accurate or complete.

vii. In respect of statutory dues:

(a) In our opinion, the Company has generally been regular in depositing undisputed statutory dues, including Goods and Services tax, Provident Fund, Employees' State Insurance, Income Tax, duty of Custom, and

other statutory dues applicable to it with the appropriate authorities.

There were no undisputed amounts payable in respect of Goods and Service tax, Provident Fund, Employees' State Insurance, Income Tax, Sales Tax, Service Tax, duty of Custom, duty of Excise, Value Added Tax, Cess and other material statutory dues in arrears as at March 31, 2023 for a period of more than six months from the date they became payable.

(b) Details of statutory dues referred to in sub-clause (a) above which have not been deposited as on March 31, 2023 on account of disputes are given below:

Nature of the statute	Nature of Dues	Period	Amount (Rs Lakhs)	Forum where dispute is pending
Income Tax Act	Income Tax	AY 2018-19	87.09	Commissioner of Income Tax (Appeals)
Central Sales Tax	Central Sales Tax	FY 2002-03	63.84	Sales Tax Appellate Tribunal, Tamilnadu
Finance Act, 1994	Income Tax	FY 2007-08 to FY 2011-12	42.79	Commissioner (Appeals), Service Tax
TN VAT Act	Value Added Tax	FY 2008-09, FY 2012-13 & FY 2013-14	27.76	Appellate Deputy Commissioner of State Taxes, Chennai

viii. According to the information and explanations given to us and on the basis of our examination of the records of the Company, there were no transactions relating to previously unrecorded income that have been surrendered or disclosed as income during the year in the tax assessments under the Income Tax Act, 1961.

ix. (a) According to the information and explanations given to us and on the basis of our examination of the records of the Company, the company has not defaulted in repayment of loans or other borrowings or in the payment of interest thereon.

(b) According to the information and explanations given to us and on the basis of our examination of the records of the Company, the Company has not been declared wilful defaulter by any bank or financial institution or government or any government authority.

(c) According to the information and explanations given to us and on the basis of our examination of the records of the Company, the Company has not raised any term loans during the financial year.

(d) According to the information and explanations given to us and on an overall examination of

the financial statements of the Company, funds raised on short-term basis have, prima facie, not been used during the year for long-term purposes by the Company.

- (e) According to the information and explanations given to us and on the basis of our examination of the records of the Company, the Company does not have any subsidiaries, joint ventures or associate companies and hence reporting under clause 3(ix) (e) and (f) of the Order is not applicable.
- x (a) In our opinion and according to information and explanations given by the management and audit procedures performed by us, monies raised by the Company by way of initial public offer ("IPO") were applied for the purpose for which they were raised, though idle /surplus funds from IPO which were not required for immediate utilization have been gainfully invested in deposits with monitoring agency. The unutilized funds from IPO and private placement of shares through pre- IPO amounting to Rs. 51.21 crores were available under fixed deposits and bank balances with monitoring agency as at March 31, 2023.
- (b) According to the information and explanations given by the management and audit procedures performed by us, the Company has complied with provisions of section 42 of the Act in respect of Qualified Institutional Placement ("QIP") of shares made during the year. According to the information and explanations given by the management, we report that the amounts raised from QIP have been used for the purpose for which they were raised, though idle /surplus funds which were not required for immediate utilization have been gainfully invested in deposits with monitoring agency. The unutilized funds from QIP amounting to Rs 462.73 crores were available under fixed deposits and bank balances with monitoring agency as at March 31, 2023.

- xi. (a) Based on examination of the books and records of the Company and according to the information and explanations given to us, no fraud by the Company and no material fraud on the Company has been noticed or reported during the year.
- (b) According to the information and explanations given to us, no report under sub-section (12) of section 143 of the Act has been filed in Form ADT-4 as prescribed under rule 13 of Companies (Audit and Auditors) Rules, 2014 with the Central Government, during the year and upto the date of this report.
- (c) According to the information and explanations given to us, the Company has not received any whistle blower complaints during the year and hence reporting under clause 3(xi)(c) of the Order is not applicable.
- xii. The Company is not a Nidhi Company and hence reporting under clause (xii) of the Order is not applicable.
- xiii. In our opinion, the Company is in compliance with Section 177 and 188 of the Act with respect to applicable transactions with the related parties and the details of related party transactions have been disclosed in the financial statements as required by the applicable accounting standards.
- xiv. (a) In our opinion, the Company has an adequate internal audit system commensurate with the size and the nature of its business.
- (b) We have considered, the internal audit reports for the year under audit, issued to the Company during the year and till date, in determining the nature, timing and extent of our audit procedures.
- xv. In our opinion and according to the information and explanations given to us, the Company has not entered into any non-cash transactions with its directors or persons connected with its directors and hence provisions of section 192 of the Act are not applicable to the Company.

- xvi. (a) In our opinion, the Company is not required to be registered under section 45-IA of the Reserve Bank of India Act, 1934. Hence, reporting under clause 3(xvi)(a), (b) and (c) of the Order is not applicable.
- (b) In our opinion, there is no core investment company within the Group (as defined in the Core Investment Companies (Reserve Bank) Directions, 2016) and accordingly reporting under clause 3(xvi)(d) of the Order is not applicable.
- xvii. The Company has not incurred cash losses during the financial year covered by our audit and the immediately preceding financial year.
- xviii. There has been no resignation of the statutory auditors of the Company during the year. Accordingly, reporting under clause 3(xviii) of the Order is not applicable.
- xix. On the basis of the financial ratios, ageing and expected dates of realisation of financial assets and payment of financial liabilities, other information accompanying the financial statements and our knowledge of the Board of Directors and Management plans and based on our examination of the evidence supporting the assumptions, nothing

has come to our attention, which causes us to believe that any material uncertainty exists as on the date of the audit report indicating that Company is not capable of meeting its liabilities existing at the date of balance sheet as and when they fall due within a period of one year from the balance sheet date. We, however, state that this is not an assurance as to the future viability of the Company. We further state that our reporting is based on the facts up to the date of the audit report and we neither give any guarantee nor any assurance that all liabilities falling due within a period of one year from the balance sheet date, will get discharged by the Company as and when they fall due.

- xx. In our opinion and according to the information and explanations given to us, there are no unspent amounts towards Corporate Social Responsibility (CSR) on other than ongoing projects requiring a transfer to a Fund specified in Schedule VII to the Act in compliance with second proviso to sub-section (5) of Section 135 of the said Act. Accordingly, reporting under clause 3(xx)(a) of the Order is not applicable for the year.
- xxi. The company is not required to prepare consolidated financial statements and hence reporting under this clause is not applicable

Balance Sheet as at March 31, 2023

(All figures are in INR Crores unless specifically stated otherwise)

Particulars	Notes No	As at March 31, 2023	As at March 31, 2022
ASSETS			
Non-current assets			
(a) Property, Plant and Equipment	2	91.25	44.16
(b) Capital Work in Progress	2	1.35	17.30
(c) Intangible Assets	2	2.00	1.35
(d) Right of Use Assets	3	18.79	1.97
(e) Other Financial Assets	4	83.87	117.79
(f) Deferred Tax Assets (Net)	16	0.30	0.76
(g) Other non- current assets	4.1	2.21	3.49
		199.77	186.82
Current assets			
(a) Inventories	5	192.95	119.77
(b) Financial Assets			
(i) Investment	6	55.68	-
(ii) Trade receivables	7	382.48	198.31
(iii) Cash and cash equivalents	8	214.78	177.08
(iv) Other Bank balances	8.1	329.75	-
(v) Other Financial Assets	9	21.15	8.86
(c) Other current assets	10	37.97	15.83
(d) Current tax assets	23	0.41	-
		1,235.17	519.85
TOTAL		1,434.94	706.67
EQUITY AND LIABILITIES			
Equity			
(a) Share capital	11	11.20	10.38
(b) Other Equity	12	1,155.88	564.13
		1,167.08	574.51
Liabilities			
Non-current liabilities			
(a) Financial Liabilities			
(i) Borrowings	13	0.26	0.73
(ii) Lease Liabilities	14	0.43	1.11
(b) Provisions	15	10.25	11.16
(c) Deferred Tax Liability (Net)	16	-	-
(d) Other Non Current liabilities	17	130.68	15.70
		141.62	28.70
Current liabilities			
(a) Financial Liabilities			
(i) Borrowings	18	0.46	6.04
(ii) Lease Liabilities	14	1.34	1.32
(iii) Trade payables	19		
(a) Total outstanding dues of micro and small enterprises		2.76	3.72
(b) Total outstanding dues of creditors other than micro and small enterprises		40.30	34.43
(iv) Other Financial Liabilities	20	11.80	22.07
(b) Other current liabilities	21	66.44	22.68
(c) Provisions	22	3.14	0.72
(d) Current tax Liabilities	23	-	12.48
		126.24	103.46
TOTAL		1,434.94	706.67
Summary of Significant accounting policies	1		

The accompanying notes are an integral part of the financial statements

This is the Balance Sheet referred to in our report of even date

For **R.G.N. Price & Co**
Chartered Accountants
FR No.002785S

For and on Behalf of the Board

K Venkatakrishnan
Partner
M.No. 208591
Place: Chennai
Date: 13th May, 2023

Srinivasagopalan Rangarajan
Chairman and Managing Director
DIN : 00643456

Rekha Murthy Rangarajan
Whole-time Director
DIN : 00647472

Venkatachalam Venkata Subramanian
Chief Financial Officer

Prakash R
Company Secretary
M. No: A34652

Statement of Profit and Loss

(All figures are in INR Crores unless specifically stated otherwise)

Particulars	Notes No	For the year ended March 31, 2023	For the year ended March 31, 2022
I. Revenue from Contract with Customers	24	453.45	310.85
II. Other Income	25	9.22	3.96
III. Total Income		462.67	314.81
IV. Expenses:			
a) Cost of materials consumed	26	194.14	91.59
b) Changes in inventories of finished goods, work in progress and stock-in-trade	27	(23.23)	(5.52)
c) Employee benefits expenses	28	79.49	62.35
d) Finance cost	29	7.74	10.99
e) Depreciation / Amortization	30	8.45	6.63
f) Other expenses	31	31.24	21.39
Total Expenses		297.83	187.43
V. Profit before tax		164.84	127.38
VI. Tax expense:			
a) Income Tax		40.39	32.93
b) Tax pertaining to earlier years		-	1.36
c) Deferred Tax		0.46	-0.88
VII. Profit (Loss) for the period		124.00	93.97
VIII. Other Comprehensive Income			
Other Comprehensive Income not to be reclassified to Statement of Profit and Loss in subsequent periods:			
Re-measurement Gain / (Loss) on Defined Benefit Obligations		(1.36)	(1.54)
Income tax on above		0.34	0.39
Other Comprehensive Income/(Loss) for the year		(1.02)	(1.15)
IX. Total Comprehensive Income for the year		122.98	92.82
X. Earnings per equity share of Rs 2 each fully paid			
Basic and diluted (In INR)	35	23.80	19.48

The accompanying notes are an integral part of the financial statements

This is the Statement of Profit and Loss referred to in our report of even date

For **R.G.N. Price & Co**
Chartered Accountants
FR No.002785S

K Venkatakrishnan
Partner
M.No. 208591
Place: Chennai
Date: 13th May, 2023

For and on Behalf of the Board

Srinivasagopalan Rangarajan
Chairman and Managing Director
DIN : 00643456

Rekha Murthy Rangarajan
Whole-time Director
DIN : 00647472

Venkatachalam Venkata Subramanian
Chief Financial Officer

Prakash R
Company Secretary
M. No: A34652

Cash Flow Statement

(All figures are in INR Crores unless specifically stated otherwise)

Particulars	For the year ended March 31, 2023	For the year ended March 31, 2022
A. Cash Flow From Operating Activities		
Net Profit before tax	164.84	127.38
Adjustments for :		
Add : Depreciation	8.45	6.63
Add : Interest And Finance Charges	7.74	10.99
Add : Liquidated Damages (LD) Written Off	4.46	1.28
Add : Unrealized Forex Gain or Loss	1.13	0.39
Less: Profit on sale of assets	0.00	0.00
Less: Profit/Loss on sale of Mutual Funds	(0.80)	0.00
Less: Interest Income	(8.42)	(3.98)
Operating Profit Before Working Capital Changes	177.40	142.69
Adjustments For Working Capital Movements :		
(Increase)/Decrease in Inventories	(73.18)	(46.02)
(Increase)/Decrease in Receivables	(189.44)	(43.83)
(Increase)/Decrease in Loans and Advances		
(Increase)/Decrease in Other Financial Assets	(10.94)	(1.95)
(Increase)/Decrease in Other Current Assets	(20.86)	(1.57)
Increase/(Decrease) in Trade Payables	4.59	26.15
Increase/(Decrease) in Other Financial Liabilities	(10.27)	17.84
Increase/(Decrease) in Other Current Liabilities	43.76	(1.96)
Increase/(Decrease) in Non Current Liabilities	114.98	(11.67)
Increase/(Decrease) in Provisions	0.14	0.87
Cash Generated From Operations	36.18	80.55
Direct Taxes Paid	(53.42)	(28.36)
Net Cash flow From Operating Activities (A)	(17.24)	52.19
B. Cash Flow From Investing Activities		
Purchase Of Property, Plant and Equipment (PPE) including Capital work in Progress	(39.50)	(38.20)
Proceeds from sale of PPE	0.00	0.00
Interest Income on Deposits	7.02	2.04
Purchase of Mutual Funds	(82.00)	0.00
Sales of Mutual Funds	27.10	0.00
Investment in Fixed Deposit (Net)	(295.78)	(83.61)
Net Cash flow From Investing Activities (B)	(383.16)	(119.77)
C. Cash Flow From Financing Activities		
Interest/Finance Charges on Borrowings	(7.10)	(8.87)
Proceeds From/(Repayment of)Long Term Borrowings (Net)	(0.46)	(9.04)
Proceeds From/(Repayment of)Short Term Borrowings (Net)	(5.58)	(17.42)
Dividend Paid	(18.16)	(11.10)
Lease Liability payment	(18.36)	(1.82)
Proceeds from issue of equity shares through Initial public offer (IPO) (Refer Note no 44)	0.00	300.00
IPO issue expenses (Refer Note no 44)	0.00	(15.89)
Proceeds from issue of equity shares through Qualified Institutional Placement (QIP) (Refer Note no 44)	500.00	
QIP issue expenses (Refer Note no 44)	(12.24)	
Net Cash flow From Financing Activities (C)	438.10	235.86
Net Increase in Cash & Cash Equivalents (A+B+C)	37.70	168.28
Cash & Cash Equivalent at the Beginning of the Year (Refer Note 7)	177.08	8.80
Cash & Cash Equivalent at the End of the Year (Refer Note 7)	214.78	177.08
Net Increase/(Decrease) in Cash & Cash Equivalents	37.70	168.28

The accompanying notes are an integral part of the financial statements

This is the Statement of Cash flow referred to in our report of even date

For **R.G.N. Price & Co**
Chartered Accountants
FR No.002785S

For and on Behalf of the Board

K Venkatakrishnan
Partner
M.No. 208591
Place: Chennai
Date: 13th May, 2023

Srinivasagopalan Rangarajan
Chairman and Managing Director
DIN : 00643456

Rekha Murthy Rangarajan
Whole-time Director
DIN : 00647472

Venkatachalam Venkata Subramanian
Chief Financial Officer

Prakash R
Company Secretary
M. No. A34652

Statement of Changes in Equity

(All figures are in INR Crores unless specifically stated otherwise)

a) Equity Share Capital

Particulars	Amount
Balance as at 01st April 2021	1.70
Changes due to prior period errors	-
Restated balance as at 01st April 2021	1.70
Issue of Bonus shares (Refer Note no 10)	7.65
Issue of shares through IPO (Refer Note no 43)	1.03
Balance as at March 31, 2022	10.38
Particulars	Amount
Balance as at 01st April 2022	10.38
Changes due to prior period errors	-
Restated balance as at 01st April 2022	10.38
Issue of Bonus shares (Refer Note no 10)	-
Issue of shares through IPO (Refer Note no 43)	-
Add: Issue of shares through QIB -Refer Note no 45	0.82
Balance as at March 31, 2023	11.20

b) Other Equity

Particulars	Reserves and Surplus				Items of Other Comprehensive Income	
	Capital Reserve	Securities Premium	General Reserve	Surplus in Statement of Profit and Loss	Remeasurement of Defined Benefit Plan	Total Other Equity
Balance as at 01st April 2021	0.30	33.49	9.16	164.28	(1.00)	206.23
Changes in accounting policy or prior period errors	-	-	-	-	-	-
Restated balance as at 01st April 2021	-	-	-	-	-	-
Profit for the year	-	-	-	93.97	-	93.97
Dividend paid	-	-	-	(11.10)	-	(11.10)
Remeasurement of Defined Benefit Plan (Net) for the year	-	-	-	-	(1.15)	(1.15)
Issue of Bonus shares (Refer Note no 10)	-	-	(7.65)	-	-	(7.65)
Premium received on issue of equity shares through IPO (Refer Note no 43)	-	298.97	-	-	-	298.97
Issue expenses on IPO (Refer Note no 43) net of taxes	-	(15.14)	-	-	-	(15.14)
Balance as at March 31, 2022	0.30	317.32	1.51	247.15	(2.15)	564.13
Changes in accounting policy or prior period errors	-	-	-	-	-	-
Restated balance as at 01st April 2021	-	-	-	-	-	-
Profit for the year	-	-	-	123.98	-	124.00
Dividend paid	-	-	-	(18.16)	-	(18.16)
Remeasurement of Defined Benefit Plan (Net) for the year	-	-	-	-	(1.02)	(1.02)
Issue of Bonus shares (Refer Note no 10)	-	-	-	-	-	-
Premium received on issue of equity shares through IPO (Refer Note no 43)	-	-	-	-	-	-
Add: Premium received on issue of equity shares through QIB (Refer Note no 45)	-	499.18	-	-	-	499.18
Issue expenses on IPO (Refer Note no 43) net of taxes	-	-	-	-	-	-
Less: Issue expenses on QIB (Refer Note no 45) net of taxes*	-	(12.24)	-	-	-	(12.24)
Balance as at March 31, 2023	0.30	804.26	1.51	352.99	(3.17)	1,155.88

The accompanying notes are an integral part of the financial statements

This is the Statement of changes in equity referred to in our report of even date

For **R.G.N. Price & Co**
Chartered Accountants
FR No.002785S

K Venkatakrishnan
Partner
M.No. 208591
Place: Chennai
Date: 13th May, 2023

For and on Behalf of the Board

Srinivasagopalan Rangarajan
Chairman and Managing Director
DIN : 00643456

Rekha Murthy Rangarajan
Whole-time Director
DIN : 00647472

Venkatachalam Venkata Subramanian
Chief Financial Officer

Prakash R
Company Secretary
M. No: A34652

Notes to Ind AS Financial Statements for the year ended March 31, 2022

(All figures are in INR Crores unless specifically stated otherwise)

A. Company Overview:

Data Patterns (India) Limited (formerly known as Indus Teqsite Private Limited) ("The company") is a manufacturer of electronic boards and systems. The company was incorporated on 11th November 1998 with its registered office at Plot No.H9, Fourth main road, Sipcot IT Park, Siruseri Tamil Nadu 603103.

1. Significant Accounting Policies

1.1 Approval of Financial statements:

The Ind AS financial statements have been approved for issue by the Board of Directors on 13th May 2023.

1.2 Basis of Preparation and Compliance:

The Financial Statements have been prepared and presented under the historical cost convention, on the accrual basis of accounting except for certain financial assets and financial liabilities that are measured at fair values at the end of each reporting period, as stated in the accounting policies set out below. The financial statements are prepared on a going concern basis using the accrual concept except for the cash flow information. The accounting policies have been applied consistently over all the periods presented in these financial statements.

Historical cost is generally based on fair value of the consideration given in exchange for goods and services.

Fair value is the price that would be received to sell an asset or paid to transfer a liability in an orderly transaction between market participants at the measurement date, regardless of whether that price is directly observable or estimated using another valuation technique. In estimating the fair value of an asset or a liability, the Company takes in to account the characteristics of the assets or liability if market participants would take those characteristics into the account when pricing the asset or liability at the measurement date.

The Company uses valuation techniques that are appropriate in the circumstances and for which sufficient data are available to measure fair value, maximizing the use of relevant observable inputs and

minimising the use of unobservable inputs.

All assets and liabilities for which fair value is measured or disclosed in the financial statements are categorized within the fair value hierarchy, described as follows, based on the lowest level input that is significant to the fair value measurement as a whole.

- **Level 1** - Quoted (unadjusted) market prices in active markets for identical assets and liabilities
- **Level 2** - Valuation techniques for which the lowest level input that is significant to the fair value measurement is directly or indirectly observable
- **Level 3** - Valuation techniques for which the lowest level input that is significant to the fair value measurement is unobservable

For assets and liabilities that are recognized in the financial statements on a recurring basis, the Company determines whether transfers have occurred between levels in the hierarchy by re-assessing categorization (based on the lowest level input that is significant to the fair value measurement at a whole) at the end of each reporting period.

For the purpose of fair value disclosures, the Company has determined classes of assets and liabilities on the basis of the nature, characteristics and risks of the asset or liability and the level of the fair value hierarchy as explained above.

1.3 Functional and Presentation Currency:

These Financial Statements are presented in Indian Rupees (INR) which is the functional currency of the company and the currency of the primary economic environment in which the company operates.

1.4 Current & non-current classification:

An asset or liability is classified as current if it satisfies any of the following conditions:

- a) the asset/liability is expected to be realised/ settled in the Company's normal operating cycle;
- b) the asset is intended for sale or consumption;
- c) the asset/liability is held primarily for the purpose of trading;

- d) the asset/liability is expected to be realized/ settled within twelve months after the reporting period;
- e) the asset is cash or cash equivalent unless it is restricted from being exchanged or used to settle a liability for at least twelve months after the reporting period;
- f) In the case of a liability, the Company does not have an unconditional right to defer settlement of the liability for at least twelve months after the reporting period.

All other assets and liabilities are classified as non-current.

For the purpose of current/non-current classification of assets and liabilities, the Company has ascertained its normal operating cycle as twelve months. This is based on the nature of services and the time between the acquisition of assets for processing and their realization in cash and cash equivalents.

Deferred tax assets and liabilities are classified as non-current assets and liabilities.

1.5 Property, Plant and Equipment (PPE):

- i. PPE are tangible items that:
 - a) are held for use in the supply of services or for administrative purposes and
 - b) are expected to be used during more than one period.
- ii. The cost of an item of PPE is recognised as an asset if, and only if:
 - a) it is probable that future economic benefit associated with the item will flow to the entity; and
 - b) the cost of the items can be measured reliably.
- iii. For transition to IndAS framework, the Company has elected to continue with the carrying value of all of its PPE recognised as of April 1, 2018 (transition date) measured as per the previous IGAAP, as its deemed cost as on the transition date.
- iv. PPE are stated at cost less accumulated depreciation and accumulated impairment loss if any. The initial cost of PPE comprises its purchase price, including import duties and non-refundable purchase taxes, and any directly attributable costs of bringing an asset to working condition and

location for its intended use, including relevant borrowing costs and any expected costs of decommissioning. Expenditure incurred after the PPE have been put into operation, such as repairs and maintenance, are charged to the Statement of Profit and Loss in the period in which such costs are incurred. Any gain or loss on disposal of an item of PPE is recognized in the statement of Profit and Loss.

If significant parts of an item of PPE have different useful lives, then they are accounted for as separate items (major components) of PPE. Material items such as spare parts, stand-by equipment and service equipment are classified as PPE when they meet the definition of PPE as specified in para no Ind AS 16 – Property, Plant and Equipment.

An item of tangible or intangible asset is de-recognised upon disposal or when no future economic benefits are expected to arise from the continued use of the asset. Any gain or loss arising on the disposal or retirement of an item is determined as the difference between the sale proceeds and the carrying amount of the asset, if any and is recognised in the Statement of Profit and Loss.

Capital work in progress and Capital advance:

Cost of assets not ready for intended use, as on the Balance Sheet date, is shown as capital work in progress. Advance given towards acquisition of PPE outstanding at each Balance Sheet date is disclosed as Other Non-Current Asset.

Depreciation:

Depreciation on each part of an item of PPE is provided using the Straight-Line Method based on the useful life of the asset leaving a residual value not exceeding 5%, as provided in Schedule II of the Companies Act, 2013 and is charged to the Statement of Profit and Loss.

Depreciation on addition is provided on a pro-rata basis from the month of installation / acquisition of an asset. Depreciation on deductions/ disposals is provided on a pro-rata basis up to the month of deduction / disposal. Leasehold improvements are amortized over the period of the lease.

The useful lives, residual values of each part of an item of PPE and the depreciation methods are reviewed at the end of each financial year. If any of these expectations differ from previous estimates, such

change is accounted for as a change in an accounting estimate.

1.6. Non Current assets held for sale

The company classifies an item of PPE as a non current asset held for sale if its carrying amount will be recovered principally through a sale transaction rather than through continuing use. Non current assets held for sale are measured at their carrying value / fair value less cost to be incurred for its disposal. An item of non current asset held for sale is not subject to any depreciation during the period it is held for sale.

1.7. Intangible assets

Intangible assets with finite useful lives that are acquired separately are carried at cost less accumulated amortization and accumulated impairment loss if any. Amortization is recognised on a straight-line basis over their estimated useful lives. The estimated useful lives are reviewed annually, and the effect of any change in the estimate is accounted for on a prospective basis. Internally generated intangible assets are stated at cost that can be measured reliably during the development phase and capitalized when it is probable that future economic benefits that are attributable to the assets will flow to the Company.

Intangible assets identified to have infinite economic useful lives are tested for an annual impairment exercise and any impairment loss identified is recognized in the statement of profit and loss.

1.8. Impairment of non current Assets

At the end of each reporting period, the company reviews the carrying amounts of assets to determine whether there is any indication that those assets have suffered an impairment loss. Assets that have an indefinite useful life, for example goodwill, are not subject to amortization and are tested for impairment. An impairment loss is recognized whenever the carrying amount of an asset or its cash generating unit (CGU) exceeds its recoverable amount. The recoverable amount of an asset is the greater of its fair value less cost to sell and value in use. To calculate value in use, the estimated future cash flows are discounted to their present value using a pre-tax discount rate that reflects current market rates and the risk specific to the asset. Fair value less cost to sell is the best estimate of the amount obtainable from the sale of an asset in an arm's length transaction

between knowledgeable, willing parties, less the cost of disposal.

Impairment losses, if any, are recognized in the Statement of Profit and Loss and included in depreciation and amortization expense. Impairment losses are reversed in the Statement of Profit and Loss only to the extent that the asset's carrying amount does not exceed the carrying amount that would have been determined if no impairment loss had previously been recognized annually and whenever there is an indication that the asset may be impaired.

1.9. Inventories:

Raw materials and other inventories are valued at lower of cost and net realizable value. However, materials and other items held for use in production of inventories are not written down below cost if the finished goods in which they will be incorporated are expected to be sold at or above cost. Net realizable value represents the estimated selling price of inventories less all estimated costs of completion and costs necessary to make the sale.

The method of determination of cost of various categories of inventories is as follows:

- a. Raw material, Stores and spares – Specific identification method.
- b. Finished goods and Work-in-process – Cost of production which comprises of direct material costs, direct wages and applicable overheads.

Cost of inventory comprises all costs of purchase, duties, taxes (other than those subsequently recoverable from tax authorities) and all other costs incurred in bringing the inventory to their present location and condition. Cost of finished goods and work-in-progress includes the cost of raw materials, packing materials, an appropriate share of fixed and variable production overheads and other costs incurred in bringing the inventories to their present location and condition.

Goods in transit are recognized at cost.

1.10. Financial instruments:

Financial assets:

a) Initial recognition:

All financial assets are initially recognized at fair value. Transaction costs that are directly attributable to the acquisition or issue of financial assets, which are not at fair value through profit

or loss, are adjusted to the fair value on initial recognition.

Subsequent Measurement

Financial Asset measured at Amortised Cost (AC)

A financial asset is measured at amortised cost if it is held within a business model whose objective is to hold the asset in order to collect contractual cash flows and the contractual terms of the financial asset give rise on specified dates to cash flows that are solely payments of principal and interest on the principal amount outstanding. After initial measurement, such financial assets are subsequently measured at amortised cost using the effective interest rate (EIR) method.

Financial assets at fair value through other comprehensive income: (FVTOCI)

Financial assets are subsequently measured at fair value through other comprehensive income if these financial assets are held within a business model whose objective is achieved by both collecting contractual cash flows and selling financial assets and the contractual terms of financial asset give rise on specified dates to cash flows that are solely payments of principal and the interest on the principal outstanding.

Financial assets at Fair Value Through Profit or Loss: (FVTPL)

Any financial asset not subsequently measured at amortized cost or at fair value through other comprehensive income, is subsequently measured at fair value through profit or loss. Financial assets falling in this category are measured at fair value and all changes are recognized in the Statement of Profit and Loss.

b) Impairment of financial assets:

Financial assets, other than those recognized at FVTPL, are assessed for indicators of impairment at the end of each reporting period. In case of trade receivables, the Company has adopted a modified approach, whereby possible loss on account of customer defaults are determined on a case to case basis for provisioning at the balance sheet date.

De-recognition of financial assets:

The Company derecognizes a financial asset when the contractual rights to the cash flows from the

financial asset expire or it transfers the ownership of the financial asset.

Financial liabilities:

a) Initial recognition:

All financial liabilities are initially recognised at the value of respective contractual obligations. Financial liabilities that are not held-for-trading and are not designated as at FVTPL are measured at amortized cost at the end of subsequent accounting periods. The carrying amounts of financial liabilities that are subsequently measured at amortized cost are determined based on the effective interest method. Interest expense that is not capitalized as part of costs of an asset is included in the 'Finance costs' line item.

b) Classification as debt or equity:

Debt and equity instruments issued by the Company are classified as either financial liabilities or as equity in accordance with the substance of the contractual arrangements and the definition of a financial liability or an equity instrument.

c) Equity instruments:

An equity instrument is any contract that evidences a residual interest in the assets of an entity after deducting all of its liabilities. Equity instruments issued by a Company are recognised at the proceeds received, net of direct issue costs.

d) De-recognition:

A financial liability is derecognised when the obligation under the liability is discharged or cancelled or expires.

1.11 Offsetting of Financial Instruments

Financial assets and financial liabilities are offset and the net amount is reported in the balance sheet when the Company has a legally enforceable right to offset the recognized amounts and there is an intention to settle on a net basis, or realize the asset and settle the liability simultaneously.

1.12 Revenue Recognition:

Revenue from Contract with Customers

Revenue recognition underlines the value of goods or services transferred to a customer that reflects the consideration commensurate with the value of goods and services so exchanged.

Sale of Goods

Revenue from contracts with customers is recognised when control of the goods are transferred to the customer at an amount that reflects the consideration entitled in exchange for those goods. Generally, control is transferred upon shipment of goods to the customer or when the goods are made available to the customer, provided transfer of title to the customer occurs and the Company has not retained any significant risks of ownership or future obligations with respect to the goods shipped.

The revenue is measured based on the transaction price, which is the consideration, adjusted for discounts if any, as specified in the contract with the customer. Revenue is disclosed net of taxes collected from customers.

Sale of Services

The company recognizes revenue when performance obligation as promised is satisfied with a transaction price and where there is no uncertainty as to the measurement or collectability of the consideration. Revenue from sale of services is recognized when the related obligations are fulfilled.

Other Income**Dividend**

Dividend income from investments is recognized when the right to receive the same is established.

Interest Income

Interest income from a financial asset is recognized when it is probable that the economic benefits will flow to the company and the amount of income can be measured reliably. Interest income is accrued on a time proportion basis, taking into account the amount outstanding and effective interest rate.

1.13 Employee Benefits:**(a) Short term employee benefits:**

Un-discounted short-term employee benefits expected to be paid in exchange for the services rendered by the employees are recognised as expense during the period when the employees render service. Corresponding liabilities are presented as Current Employee Benefit Obligations in the balance Sheet.

(b) Post-employment benefits:

(i) **Defined Contribution Plans:** Contribution to Defined Contribution Schemes towards retirement benefits in the form of Provident

fund is recognised as expense in the Statement of Profit and Loss during the period in which the employee renders related service.

(ii) Defined Benefit Plans:

Annual contributions are made to the approved Gratuity Funds as permitted by Indian Law. The liability for future gratuity benefits is accounted for based on actuarial valuation, as at the balance sheet date, determined every year using the Projected Unit Credit method.

Re-measurements comprising of actuarial gains / losses the effect of the asset ceiling, excluding amounts included in net interest on the net defined benefit liability and the return on plan assets (excluding amounts included in net interest on the net defined benefit liability), are immediately recognised in the balance sheet with a corresponding debit or Credit in to retained earnings through other comprehensive income in the period in which they occur.

The following components of the net defined benefit obligation are recognized as an expense in the statement of profit and loss:

- Service costs comprising current service costs, past-service costs and
- Net interest expense or income.

(c) Other Long-term Employee Benefits:

Entitlement to privilege leave is recognised when it accrues to the employees. Privilege leave can be accumulated subject to restriction as mentioned in the leave policy. The Company determines the liability for such accumulated leave using the Projected Unit Credit Method with actuarial valuation being carried out at each Balance Sheet date.

1.14 Borrowing Costs:

Borrowing costs consist of interest and other costs that an entity incurs in connection with the borrowing of funds. Borrowing cost also includes exchange differences to the extent regarded as an adjustment to the borrowing costs. Borrowing costs directly attributable to the acquisition, construction or production of an asset that necessarily takes a substantial period of time to get ready for its intended use or sale are capitalised as part of the cost of the asset. Capitalisation of Borrowing Costs is suspended

and charged to the statement of profit and loss during extended periods when active development activity on the qualifying assets is interrupted. All other borrowing costs are expensed in the period they occur.

1.15 Foreign Currency Transactions:

a) Initial Recognition:

On initial recognition, transactions in foreign currencies entered into by the Company are recorded in the functional currency (i.e. Indian Rupees), by applying to the foreign currency amount, the spot exchange rate. Exchange differences arising on foreign exchange transactions settled during the year are recognized in the Statement of Profit and Loss.

b) Measurement of foreign currency items at the reporting date:

Foreign currency monetary items of the Company are translated at the closing exchange rates. Non-monetary items that are measured at historical cost in a foreign currency are translated using the exchange rate at the date of the transaction.

c) Recognition of exchange difference:

Exchange differences on monetary items are recognized in profit or loss in the period in which they arise except for exchange differences on transactions entered into in order to hedge certain foreign currency risks, which are recognised in Other comprehensive income and later to statement of profit and loss.

1.16 Provisions and Contingent Liabilities:

Provisions are recognised when the Company has a present obligation (legal or constructive) as a result of a past event, it is probable that the Company will be required to settle the obligation, and a reliable estimate can be made of the amount of the obligation. The amount recognised as a provision is the best estimate of the consideration required to settle the present obligation at the end of the reporting period, taking into account the risks and uncertainties surrounding the obligation.

When a provision is measured using the cash flows estimated to settle the present obligation, its carrying amount is the present value of those cash flows (when the effect of the time value of money is material). When some or all of the economic benefits required to settle a provision are expected to be recovered from a third party, a receivable is recognised as an asset if it is virtually certain that reimbursement will be received

and the amount of the receivable can be measured reliably.

Contingent liability is disclosed in case of:

- a present obligation arising from past events, when it is not probable that an outflow of resources will be required to settle the obligation; and
- a present obligation arising from past events, when no reliable estimate is possible.
- a possible obligation arising from past events, unless the possibility of out flow of resources is remote.

Contingent assets are neither recognised nor disclosed except when realisation of income is virtually certain, related asset is recognised. Provisions, contingent liabilities and contingent assets are reviewed at each Balance Sheet date.

1.17 Leases:

The Company assesses at contract inception whether a contract is, or contains, a lease, if the contract conveys the right to control the use of an identified asset for a period of time in exchange for consideration.

a) Company as lessee:

The Company applies a single recognition and measurement approach for all leases, except for short-term leases and leases of low value assets. The Company recognizes lease liabilities to make lease payments and right-of-use assets (ROU) representing the right to use the underlying assets, during the lease period.

b) Right-of-use assets:

The Company recognizes right-of-use assets at the commencement date of the lease (i.e., the date the underlying asset is available for use). Right-of-use asset is measured at the fair value of future lease payments discounted by the incremental cost of borrowing less any accumulated depreciation and impairment losses. The corresponding lease liability carried is adjusted for any re-measurement as at the date of the Balance sheet. A Right-of-use asset is depreciated on a straight-line basis over the shorter of the lease term and the estimated useful lives of the assets. The right-of-use asset is also subject to impairment.

c) Lease Liabilities:

At the commencement date of the lease, the Company recognises lease liabilities measured

at the present value of lease payments to be made over the lease term. In calculating the present value of lease payments, the Company uses its incremental borrowing rate. After the commencement date, the amount of lease liabilities is increased to reflect the accretion of interest and reduced for the lease payments made. In addition, the carrying amount of lease liabilities is remeasured if there is a modification, a change in the lease term, a change in the lease payments or a change in the assessment of an option to purchase the underlying asset. Lease liabilities and Right-of-use assets have been presented appropriately in the balance sheet.

d) Short-term leases and leases of low-value assets:

The Company applies the short-term lease recognition exemption to its short-term leases of Land and Buildings (i.e., those leases that have a lease term of 12 months or less from the commencement date). Lease payments on short term leases are recognized as expense as and when incurred.

e) Company as Lessor:

Leases in which the Company does not transfer substantially all the risks and rewards incidental to ownership of an asset are classified as operating leases. Rental income arising is accounted for on a straight-line basis over the lease terms.

1.18 Taxes on Income:

Taxes on income comprise of current and deferred taxes.

a) Current tax

Current tax is the amount of income taxes payable in respect of taxable profit for the period. Current tax is measured using tax rates and tax laws enacted during the reporting period together with any adjustment to taxes payable in respect of previous years.

b) Deferred tax

Deferred tax is recognized on temporary differences between the carrying amounts of assets and liabilities in the financial statements and the corresponding tax bases used in the computation of taxable profit. Deferred tax liabilities are generally recognized for all taxable

temporary differences. Deferred tax assets are generally recognized for all deductible temporary differences to the extent that it is probable that taxable profits will be available against which those deductible temporary differences and tax losses can be utilized. Such deferred tax assets and liabilities are not recognized if the temporary difference arises from the initial recognition (other than in a business combination) of assets and liabilities in a transaction that affects neither the taxable profit nor the accounting profit. Deferred tax assets include unused tax credits.

The carrying amount of deferred tax assets is reviewed at the end of each reporting period and reduced to the extent that it is no longer probable that sufficient taxable profits will be available to allow all or part of the asset to be recovered. Deferred tax liabilities and assets are measured at the tax rates that are expected to apply in the period in which the liability is settled or the asset realized, based on tax rates (and tax laws) that have been enacted or substantively enacted by the end of the reporting period. Deferred tax relating to items recognised outside the Statement of Profit and Loss is recognised outside Statement of Profit and Loss (either in other comprehensive income or in equity). Deferred tax items are recognised in correlation to the underlying transaction either in Other Comprehensive Income or directly in equity.

c) Current and deferred tax for the year

Current and deferred tax are recognized in profit or loss, except when they relate to items that are recognized in other comprehensive income or directly in equity, in which case, the current and deferred tax are also recognized in other comprehensive income or directly in equity respectively

1.19 Events after reporting date

Where events occurring after the Balance Sheet date provide evidence of conditions that existed at the end of the reporting period, the impact of such events is adjusted within the financial statements. Otherwise, events after the Balance Sheet date of material size or nature are only disclosed.

1.20 Segment Reporting:

Operating segments are those components of the business whose operating results are regularly

reviewed by the chief operating decision maker (CODM) in the Company to make decisions for performance assessment and resource allocation. Accordingly, the company has identified the manufacture and sale of goods and services in defense electronics as the only segment in which the company operates.

1.21 Earnings per Share (EPS):

Basic earnings per share is calculated by dividing the net profit after tax for the year attributable to the equity shareholders of the Company by weighted average number of equities shares issued during the period. Diluted EPS is determined by adjusting the profit or loss attributable to equity shareholders and the weighted average number of equity shares outstanding for the effects of all dilutive potential equity shares.

1.22 Cash Flow Statement:

Cash flows are reported using the indirect method, whereby profit / (loss) before tax is adjusted for the effects of transactions of non-cash nature and any deferrals or accruals of past or future cash receipts or payments. The cash flows from operating, investing and financing activities of the Company are based on classification made in a manner considered most appropriate to Company's business.

1.23 Use of estimates:

The preparation of financial statements in conformity with IndAS requires management to make judgments, estimates and assumptions that affect the application of the accounting policies and the reported amounts of assets and liabilities, the disclosure of contingent assets and liabilities at the date of the financial statements, and the reported amounts of revenues and expenses during the year. Actual results could differ from those estimates.

The estimates and underlying assumptions are reviewed on an ongoing basis. The effect of change in an accounting estimate is recognized prospectively by including it in profit or loss in (a) the period of the change if the change affects only that period; or (b) the period of the change and future periods, if the change affects both.

However, the change in an accounting estimate that gives rise to changes in assets and liabilities is recognized by adjusting the carrying amount of the related asset, liability in the period of the change.

Key estimates and judgements

Key assumption concerning the future and other key sources of estimation uncertainty at the end of the reporting period that may have a significant risk of causing a material adjustment to the carrying amounts of assets and liabilities within the next financial year is as given below.

a. Useful life of Property, Plant and Equipments

The Company reviews the estimated useful lives of Property, plant and equipment at the end of each reporting period. During the current year, there has been no change in useful life considered for the assets.

b. Actuarial valuation

The determination of Company's liability towards defined benefit obligation to employees is made through independent actuarial valuation including determination of amounts to be recognised in the Statement of Profit and Loss and in Other Comprehensive Income. Such valuation depend upon assumptions determined after taking into account inflation, seniority, promotion and other relevant factors such as supply and demand factors in the employment market. Information about such valuation is provided in the Notes to the financial statements.

c. Claims, Provisions and Contingent Liabilities

The Company has ongoing litigations with income tax and regulatory authorities. Where an outflow of funds is believed to be probable and a reliable estimate of the outcome of the dispute can be made based on management's assessment of specific circumstances of each dispute and relevant external advice, management provides for its best estimate of the liability. Such issues are by nature complex and can take number of years to resolve and can involve estimation uncertainty. Information about such litigations is provided in the Notes to the financial statements.

d. Impairment of Financial assets

The impairment provisions for Financial Assets are based on assumptions about risk of default and expected cash loss rates. The Company uses judgment in making these assumptions and selecting the inputs to the impairment calculation, based on Company's past history, existing market conditions as well as forward looking estimates at the end of each reporting period.

NOTE NO 2

	Property Plant and Equipment										Intangible Assets
	Leasehold Land	Buildings	Plant & Machinery	Air Conditioning Systems	Computer	Electrical Fixtures	Furniture & Fittings	Office Equipments	Vehicles	Total	
Gross Block											
As at Apr 1 2021	0.71	10.69	15.38	1.26	4.11	0.70	0.79	0.57	1.15	35.35	0.73
Additions	-	0.11	14.52	0.07	2.87	0.02	0.11	0.87	1.34	19.90	1.00
Re-Classification	-	-	-	-	-	-	-	-	-	-	-
Deletions											
As at March 31 2022	0.71	10.80	29.89	1.33	6.98	0.72	0.90	1.44	2.49	55.25	1.72
As at Apr 1 2022	0.71	10.80	29.89	1.33	6.98	0.72	0.90	1.44	2.49	55.25	1.72
Additions	-	28.20	10.77	4.69	0.82	6.29	1.85	1.69	0.11	54.42	1.03
Re-Classification **	(0.71)									(0.71)	
Deletions											
As at March 31 2023	-	38.99	40.66	6.02	7.80	7.02	2.75	3.13	2.60	108.96	2.75
Accumulated Depreciation / Amortization											
As at Apr 1 2021	0.03	1.02	3.21	0.46	0.56	0.14	0.18	0.19	0.35	6.14	0.16
Additions	0.01	0.51	1.99	0.23	1.67	0.08	0.09	0.13	0.23	4.94	0.21
Re-Classification											
Deletions											
As at March 31 2022	0.04	1.53	5.20	0.69	2.23	0.21	0.28	0.32	0.58	11.08	0.37
As at Apr 1 2022	0.04	1.53	5.20	0.69	2.23	0.21	0.28	0.32	0.58	11.08	0.37
Additions		0.54	2.82	0.25	2.19	0.12	0.11	0.37	0.27	6.66	0.37
Re-Classification **	(0.04)									(0.04)	
Deletions											
As at March 31 2023	-	2.06	8.02	0.93	4.42	0.33	0.39	0.69	0.85	17.71	0.75
Net Carrying Value as on 31 March 2022	0.67	9.27	24.69	0.64	4.74	0.51	0.62	1.12	1.90	44.17	1.35
Net Carrying Value as on 31 March 2023	-	36.93	32.64	5.08	3.37	6.68	2.36	2.44	1.75	91.25	2.00

** Lease hold land re-classified from Property, Plant & Equipment to Right of Use assets

Capital-Work-in Progress (CWIP) Aging Schedule

CWIP	Amount in CWIP for a period of				As at March 31, 2023	
	Less than 1 year	1-2 years	2-3 years	More than 3 years		
Projects in progress	1.35	-	-	-		1.35
CWIP					As at March 31, 2022	
Projects in progress	17.30	-	-	-		17.30

Notes to Ind AS Financial Statements for the year ended March 31, 2023

(All figures are in INR Crores unless specifically stated otherwise)

Note No. 3 : Right of Use Assets

Particulars	Land	Buildings	Furniture	Vehicles	Total
Gross Block					
As at April 1 2021		5.40	0.28	0.74	6.42
Additions		-	-	-	-
Adjustments		-	-	-	-
Reclassification		-	-	-	-
Deletions		-	-	-	-
As at March 31 2022	-	5.40	0.28	0.74	6.42
As at April 1 2022	-	5.40	0.28	0.74	6.42
Additions	16.78	0.71	-	0.18	17.67
Adjustments	-	-	-	-	-
Reclassification	0.71	-	-	-	0.71
Deletions	-	(1.50)	(0.15)	(0.64)	(2.28)
As at March 31 2023	17.49	4.61	0.13	0.29	22.52
Accumulated Depreciation					
As at April 1 2021		2.39	0.13	0.45	2.98
Additions		1.22	0.07	0.18	1.47
Adjustments		-	-	-	-
Reclassification		-	-	-	-
Deletions		-	-	-	-
As at March 31 2022	-	3.61	0.20	0.63	4.45
As at April 1 2022	-	3.61	0.20	0.63	4.45
Additions	0.14	1.16	0.03	0.08	1.41
Adjustments					0.00
Reclassification	0.04				0.04
Deletions		(1.43)	(0.11)	(0.64)	(2.18)
As at March 31 2023	0.18	3.35	0.12	0.08	3.72
Net Carrying Value as on March 31 2022	-	1.79	0.08	0.11	1.97
Net Carrying Value as on March 31 2023	17.31	1.26	0.01	0.21	18.79

Note No. 4 : OTHER FINANCIAL ASSETS

(At Amortized Cost)

Particulars	As at March 31, 2023	As at March 31, 2022
Security Deposits	1.57	1.52
Margin Money Deposits held with banks	82.30	116.27
Total	83.87	117.79

Note No. 5 : INVENTORY

Particulars	As at March 31, 2023	As at March 31, 2022
Raw Materials	132.93	82.97
Work-in-progress	31.25	20.24
Finished goods	28.77	16.55
Total	192.95	119.77

Notes to Ind AS Financial Statements for the year ended March 31, 2023

(All figures are in INR Crores unless specifically stated otherwise)

Note No. 6 : INVESTMENT

Particulars	As at March 31, 2023	As at March 31, 2022
Quoted Investment FVTPL		
Investment in Mutual Funds *	55.68	
Total	55.68	-

* Aggregate amount and Market value of quoted investments - Rs 55.68 crores

Note No. 7 : TRADE RECEIVABLES

Particulars	As at March 31, 2023	As at March 31, 2022
Unsecured:		
Considered Good	382.48	198.31
Total	382.48	198.31

There are no trade or other receivable are due from directors or other officers of the Company either severally or jointly with any other person. nor any trade or other receivable are due from firms or private companies respectively in which any director is a partner, a director or a member

As at March 31, 2023						
Particulars	Outstanding for following periods from the date of invoice					Total
	Less than 6 months	6 months 1 year	1-2 Years	2-3 years	More than 3 years	
(i) Undisputed Trade receivables – considered good	262.90	72.12	45.01	1.12	1.33	382.48
(ii) Undisputed Trade Receivables – which have significant increase in credit risk	-	-	-	-	-	-
(iii) Undisputed Trade Receivables – credit impaired	-	-	-	-	-	-
(iv) Disputed Trade Receivables – considered good	-	-	-	-	-	-
(v) Disputed Trade Receivables – which have significant increase in credit risk	-	-	-	-	-	-
(vi) Disputed Trade Receivables – credit impaired	-	-	-	-	-	-
As at March 31, 2022						
Particulars	Outstanding for following periods from the date of invoice					Total
	Less than 6 months	6 months 1 year	1-2 Years	2-3 years	More than 3 years	
(i) Undisputed Trade receivables – considered good	158.37	20.45	9.45	2.11	7.93	198.31
(ii) Undisputed Trade Receivables – which have significant increase in credit risk	-	-	-	-	-	-
(iii) Undisputed Trade Receivables – credit impaired	-	-	-	-	-	-
(iv) Disputed Trade Receivables – considered good	-	-	-	-	-	-
(v) Disputed Trade Receivables – which have significant increase in credit risk	-	-	-	-	-	-
(vi) Disputed Trade Receivables – credit impaired	-	-	-	-	-	-

Notes to Ind AS Financial Statements for the year ended March 31, 2023

(All figures are in INR Crores unless specifically stated otherwise)

Note No. 8 : CASH & CASH EQUIVALENTS

Particulars	As at March 31, 2023	As at March 31, 2022
Balance with Banks		
- In Current Account and EEFC accounts	27.98	6.78
- In IPO monitoring agency account #	1.21	4.88
- In IPO expenses account*	2.54	15.40
- In QIP monitoring agency account #	0.05	-
Deposits with monitoring agency for amount received for IPO with original maturity of less than 3 months #	-	150.00
Deposits with monitoring agency for amount received for QIP with original maturity of less than 3 months #	182.98	-
Cash in Hand	0.02	0.02
* The balance is earmarked towards payment of IPO expenses (Refer Note no 44)		
# The amount represents unutilized IPO & QIP proceeds (Refer Note no 44)		
Total	214.78	177.08

Note No. 8.1 : OTHER BANK BALANCES

Particulars	As at March 31, 2023	As at March 31, 2022
Deposits with monitoring agency for amount received for IPO with original maturity of more than 3 months and less than or equal to 12 months	50.00	-
Deposits with monitoring agency for amount received for QIP with original maturity of more than 3 months and less than or equal to 12 months	279.75	-
Total	329.75	-

Note No. 9 : OTHER FINANCIAL ASSETS

(At Amortized Cost)

Particulars	As at March 31, 2023	As at March 31, 2022
Security Deposits	2.94	2.94
Advances to Employees	0.64	0.40
Customs Duty Reimbursable	10.63	-
Interest accrued but not due	6.94	5.54
Total	21.15	8.86

Note No. 9.1 : OTHER NON CURRENT ASSETS

Particulars	As at March 31, 2023	As at March 31, 2022
Capital Advances	2.21	3.48
Total	2.21	3.48

Notes to Ind AS Financial Statements for the year ended March 31, 2023

(All figures are in INR Crores unless specifically stated otherwise)

Note No. 10 : OTHER CURRENT ASSETS

Particulars	As at March 31, 2023	As at March 31, 2022
Balance With Government Authorities	0.34	2.14
Tax Paid under Protest	0.82	0.33
Prepaid Expenses	9.25	4.40
Advance to Suppliers	27.56	8.96
Total	37.97	15.83

Note No. 11 : EQUITY SHARE CAPITAL

11 (a) Details of Share Capital outstanding at the beginning and end of reporting period

Particulars	As at March 31, 2023	As at March 31, 2022
Authorised		
7,87,50,000 Equity shares of Rs.2/- each (Previous year- 20,00,000 Equity shares of Rs.10 each)	15.75	15.75
5,75,000 9% Redeemable Optionally Convertible Cumulative Preference Shares of Rs 100 each		
	15.75	15.75
Issued, Subscribed and Fully Paid up		
5,59,83,969 Equity shares of Rs. 2/- each (Previous year- 5,18,86,650 Equity shares of Rs.2 each)	11.20	10.38
	11.20	10.38

Particulars	As at March 31, 2023	As at March 31, 2022
Number of shares outstanding at the beginning of the period	5,18,86,650	16,99,790
Add: Issue of shares on account of sub division of nominal value of equity shares from Rs 10 per share to Rs 2 per share		67,99,160
Add: Issue of bonus shares		3,82,45,275
Add: Issue of shares through IPO -Refer Note no 44		51,42,425
Add: Issue of shares through QIP -Refer Note no 44	40,97,319	
Number of shares outstanding at the end of the period	5,59,83,969	5,18,86,650

The Company has one class of equity shares having a par value of Rs.2 per share. Each shareholder is eligible for one vote per share held. The dividend proposed by the Board of Directors is subject to the approval of the shareholders in the ensuing Annual General Meeting, except in case of interim dividend. In the event of liquidation, the equity shareholders are eligible to receive the remaining assets of the Company after distribution of all preferential amounts, in proportion to their shareholding.

Notes to Ind AS Financial Statements for the year ended March 31, 2023

(All figures are in INR Crores unless specifically stated otherwise)

Subdivision of nominal values of equity shares

The shareholders of the company vide its Annual General meeting held on 12th August 2021 have approved the Sub Division of nominal value of equity shares with Face value of Rs. 10/- each to face value Rs. 2/- each. Pursuant to the above resolution, the existing no of equity shares of 16,99,790 with nominal value of Rs. 10/- each sub-divided to 8498950 shares with nominal value of Rs. 2/- each.

Bonus issue of equity shares:

"*The shareholders of the company vide its Annual General meeting held of 12th August 2021 has approved the Issue of Bonus share in the ratio of 1:4 (i.e. 4 fully paid up equity share for every 10 equity share held)".

The Shareholders of the Company vide its extra ordinary General meeting held on 03rd September 2021 have approved the Issue of Bonus shares in the ratio of 10:1 (i.e. 1 fully paid up equity share for every 10 equity share held)".

Pursuant to the above resolutions, the Company issued and allotted 3,82,45,275 bonus equity shares of Rs. 2/- each to its shareholders by capitalising General reserves amounting to Rs. 7.65 crores.

11 (b) Details of shareholding more than 5% held as at reporting date

Particulars	As at March 31, 2023	
	No of shares	%
Mr. S. Rangarajan	1,27,65,315	22.80%
Mrs. Rekha Rangarajan	1,06,49,948	19.02%
Florintree Capital Partners LLP	59,96,622	10.71%

Particulars	As at March 31, 2022	
	No of shares	%
Mr. S. Rangarajan	1,27,65,315	24.60%
Mrs. Rekha Rangarajan	1,05,78,323	20.39%
Florintree Capital Partners LLP	59,96,622	11.56%

11 (c) Shareholding of Promoters

Particulars	As at March 31, 2023	
	No of shares	%
Mr. S. Rangarajan	1,27,65,315	24.60%
Mrs. Rekha Rangarajan	1,06,49,948	20.39%

Particulars	As at March 31, 2022	
	No of shares	%
Mr. S. Rangarajan	1,27,65,315	22.80%
Mrs. Rekha Rangarajan	1,05,78,323	19.02%

Note on % of Change during the period:

During the year ended March 31, 2023, shareholding of Mr. S Rangarajan and Mrs. Rekha Rangarajan has come down by 1.80% and 1.36% respectively due to shares issued through QIP.

Notes to Ind AS Financial Statements for the year ended March 31, 2023

(All figures are in INR Crores unless specifically stated otherwise)

Note No. 12 : OTHER EQUITY

Particulars	As at March 31, 2023	As at March 31, 2022
Capital Reserve		
Opening Balance	0.30	0.30
Additions during the year	-	-
Deletions during the year	-	-
Closing Balance	0.30	0.30
Securities Premium:		
Opening Balance	317.32	33.49
Add: Premium received on issue of equity shares through IPO (Refer Note no 44)		298.97
Add: Premium received on issue of equity shares through QIP (Refer Note no 44)	499.18	
Less: Issue expenses on IPO (Refer Note no 44) net of taxes*		(15.14)
Less: Issue expenses on QIP (Refer Note no 44) net of taxes*	(12.24)	
Closing Balance	804.26	317.32

* The Company has exercised the option to adjust the share issue expenses with the balance available in Securities premium account as per Section 52 of the Companies act 2013

Particulars	As at March 31, 2023	As at March 31, 2022
General Reserve:		
Opening Balance	1.51	9.16
Additions during the year		-
Less: Utilization towards issue of bonus shares (Refer Note no 10)		(7.65)
Closing Balance	1.51	1.51
Surplus in Statement of Profit and Loss		
Opening Balance	247.14	164.28
Add: Profit after Tax	124.00	93.97
Less: Dividend paid	(18.16)	(11.10)
Less: Dividend Distribution tax paid	-	-
Closing Balance	352.98	247.15
Other Comprehensive Income:		
Opening Balance	(2.15)	(1.00)
Additions during the year	(1.02)	(1.15)
Deletions during the year	-	-
Closing Balance	(3.17)	(2.15)
Total	1,155.88	564.13

Notes to Ind AS Financial Statements for the year ended March 31, 2023

(All figures are in INR Crores unless specifically stated otherwise)

Nature and purpose of reserves

Capital Reserve: The above capital reserve represents the difference between the net assets acquired and the carrying value of investment in the wholly owned subsidiary on merger.

General Reserve: Represents appropriation from one component of equity to another, not being an item of Other Comprehensive Income.

Securities Premium: Represents the premium on issue of equity shares.

Surplus in Statement of Profit and Loss: Represents retained earnings to the extent not appropriated to the general reserve or distributed otherwise.

Items of Other Comprehensive Income

- i) Re-measurement of Net Defined Benefit Plan: Differences between the interest income on plan assets and the return actually achieved, and any changes in the liabilities over the year due to changes in actuarial assumptions or experience adjustments within the plans, are recognised in other comprehensive income.

Note No. 13 : BORROWINGS

Particulars	As at March 31, 2023	As at March 31, 2022
Secured		
From Banks	0.15	0.48
From Others	0.11	0.24
Total	0.26	0.73

Auto Premium Term Loan from HDFC Bank

HDFC sanctioned a auto premium term loan of Rs. 0.99 crore during the Financial year 2021-22. The loan is repayable in 39 monthly installments. Interest rate for the loan is 7.20%. The term loan is secured by exclusive charge on the vehicle purchased by the company as mentioned in the loan schedule.

The company does not have any borrowings from banks and financial institutions which have not been used for the specific purpose for which it was taken as at March 31, 2023.

Note No. 14 : LEASE LIABILITIES

Particulars	As at March 31, 2023	As at March 31, 2022
Non Current	0.43	1.11
Total	0.43	1.11

Particulars	As at March 31, 2023	As at March 31, 2022
Current	1.34	1.32
Total	1.34	1.32

Note No. 15 : NON CURRENT PROVISIONS

Particulars	As at March 31, 2023	As at March 31, 2022
Provision for Gratuity	7.94	9.40
Provision for Compensated absences	2.31	1.76
Total	10.25	11.16

Notes to Ind AS Financial Statements for the year ended March 31, 2023

(All figures are in INR Crores unless specifically stated otherwise)

Note No. 16 : DEFERRED TAX LIABILITY/ (ASSET)

Particulars	As at March 31, 2023	As at March 31, 2022
A. Deferred Tax Liabilities:		
Property Plant and Equipment	3.45	2.92
Right of Use Assets	0.37	0.50
FV gain for M Funds	0.17	
Total Deferred Tax Liabilities (A)	3.99	3.41
B. Deferred Tax Assets:		
Expenditure allowable only on payment basis	3.24	2.80
Lease Liabilities	0.44	0.61
Share Issue expenses	0.61	0.75
Total Deferred Tax Assets (B)	4.29	4.17
Deferred Tax Liability/(Asset) / (Net) (A-B)	(0.30)	(0.76)

Particulars	As at March 31, 2023	As at March 31, 2022
Opening Balance		0.87
Recognized in Profit and loss statement	(0.76)	(0.88)
Recognized in Other comprehensive Income	0.46	
Recognized in Equity		(0.75)
Closing Balance	(0.30)	(0.76)

Note No. 17 : NON CURRENT LIABILITIES

Particulars	As at March 31, 2023	As at March 31, 2022
Contract Liabilities	130.68	15.70
Total	130.68	15.70

Note No. 18 : BORROWINGS

Particulars	As at March 31, 2023	As at March 31, 2022
Secured Loans repayable on demand from Banks		
(i) Working capital demand loans	-	5.62
Unsecured Loans		
From Banks	-	-
From Directors	-	-
From Others	-	-
Current Maturities of Long term Debts	0.46	0.42
Total	0.46	6.04

Working capital facility represents facilities availed from Banks secured by charge on book debts and inventory and first charge on entire assets of the company both present and future. The credit facility is also personally guaranteed by two promoter directors of the company.

Notes to Ind AS Financial Statements for the year ended March 31, 2023

(All figures are in INR Crores unless specifically stated otherwise)

Note No. 19 : TRADE PAYABLES

Particulars	As at March 31, 2023	As at March 31, 2022
Trade Payables		
- Total outstanding dues of Micro and Small Enterprises	2.76	3.72
- Total outstanding dues of creditors other than Micro and Small Enterprises	40.30	34.43
Total	43.06	38.15

The Company has certain dues to Suppliers registered under Micro, Small and Medium Enterprises Development Act 2006 (MSMED Act).

The information required to be disclosed under Micro Small & Medium Enterprises Development Act, 2006 (The MSMED Act) has been determined to the extent such parties have been identified on the basis of information received from such parties and available with the Company.

The disclosure pursuant to said MSMED Act are as follows :

Particulars	As at March 31, 2023	As at March 31, 2022
(i) The amounts remaining unpaid to suppliers as at the end of the Quarter		
Principal	2.76	3.72
Interest	-	-
(ii) The amount of interest paid to the buyer in terms of Section 16 of the MSMED Act 2006	-	-
The amount of the payments made to suppliers beyond the appointed day during each accounting year	-	-
(iii) The amount of interest due and payable for the period of delay in making payment (which have been paid but beyond the appointed day during the year) but without adding the interest specified under MSMED Act 2006.	-	-
(iv) The amount of interest accrued and remaining unpaid at the end of each accounting year.	-	-
(v) The amount of further interest remaining due and payable even in the succeeding years until such dates when the interest due above are actually paid to the small enterprise, for the purpose of disallowance as a deductible expenditure under Section 23 of the MSMED Act, 2006	-	-

Notes to Ind AS Financial Statements for the year ended March 31, 2023

(All figures are in INR Crores unless specifically stated otherwise)

As at March 31, 2023					
Particulars	Outstanding for following periods from the date of invoice				Total
	Less than 1 year	1-2 Years	2-3 years	More than 3 years	
(i) MSME	2.76	-	-	-	2.76
(ii) Others	40.28	0.01	-	0.01	40.30
(iii) Disputed dues – MSME	-	-	-	-	-
(iv) Disputed dues - Others	-	-	-	-	-
As at March 31, 2022					
Particulars	Outstanding for following periods from the date of invoice				Total
	Less than 1 year	1-2 Years	2-3 years	More than 3 years	
(i) MSME	3.72	-	-	-	3.72
(ii) Others	33.81	-	-	0.61	34.42
(iii) Disputed dues – MSME	-	-	-	-	-
(iv) Disputed dues - Others	-	-	-	-	-

Note No. 20 : OTHER FINANCIAL LIABILITIES

Particulars	As at March 31, 2023	As at March 31, 2022
Interest Payable		
Current Maturities of Long term Debts		
Payable to employees	5.50	3.93
Expenses Payable	1.50	0.79
QIP Expenses Payable	2.38	13.93
Payable towards share issue expenses		
Capital Creditors	2.42	3.42
Total	11.80	22.07

Note No. 21 : OTHER CURRENT LIABILITIES

Particulars	As at March 31, 2023	As at March 31, 2022
Contract Liabilities	59.99	20.84
Statutory Dues	6.45	1.84
Total	66.44	22.68

Note No. 22 : CURRENT PROVISIONS

Particulars	As at March 31, 2023	As at March 31, 2022
Provision for Gratuity	2.88	0.50
Provision for Compensated absences	0.26	0.22
Total	3.14	0.72

Notes to Ind AS Financial Statements for the year ended March 31, 2023

(All figures are in INR Crores unless specifically stated otherwise)

Note No. 23 : CURRENT TAX (ASSETS) / LIABILITIES

Particulars	As at March 31, 2023	As at March 31, 2022
Provision for Income tax (Net off Advance tax and TDS)	(0.41)	12.48
Total	(0.41)	12.48

Note No. 24 : REVENUE FROM CONTRACT WITH CUSTOMERS

Particulars	For the year ended March 31, 2023	For the year ended March 31, 2022
Sale of products	426.00	285.03
Sale of Services	27.45	25.83
Total	453.45	310.86

Note No. 25 : OTHER INCOME

Particulars	For the year ended March 31, 2023	For the year ended March 31, 2022
Interest Income from Banks deposits	8.38	3.92
Interest Income from Other deposits	0.04	0.04
Fair Value Gain on Mutual funds at FVTPL	0.67	-
Profit on sale of Mutual funds at FVTPL	0.13	-
Total	9.22	3.96

Note No. 26 : COST OF MATERIALS CONSUMED

Particulars	For the year ended March 31, 2023	For the year ended March 31, 2022
Opening Stock of Raw materials	82.97	42.49
Add: Purchases	244.10	132.09
Less: Closing Stock of Raw materials	132.93	82.97
Consumption of Raw Materials	194.14	91.59

Notes to Ind AS Financial Statements for the year ended March 31, 2023

(All figures are in INR Crores unless specifically stated otherwise)

Note No. 27 : CHANGES IN INVENTORIES OF FINISHED GOODS, WORK IN PROGRESS AND STOCK-IN-TRADE

Particulars	For the year ended March 31, 2023	For the year ended March 31, 2022
A. Increase / (Decrease) in Inventories		
A. Opening Stock		
Work-in-progress	20.24	17.18
Finished Stocks	16.55	14.08
	36.79	31.28
B. Closing Stock		
Work-in-progress	31.25	20.24
Finished Stocks	28.77	16.55
	60.02	36.79
Change in Stock (A - B)	(23.23)	(5.51)
Changes in inventories of finished goods, work in progress and Stock-in- trade	(23.23)	(5.51)

Note No. 28 : EMPLOYEE BENEFIT EXPENSE

Particulars	For the year ended March 31, 2023	For the year ended March 31, 2022
Salaries and wages	68.14	54.05
Directors' Remuneration	2.72	1.92
Company's Contribution to Provident and other funds	5.25	3.88
Staff welfare expenses	3.38	2.50
Total	79.49	62.35

Note No. 29 : FINANCE COST

Particulars	For the year ended March 31, 2023	For the year ended March 31, 2022
Interest on Borrowings	0.87	3.70
Other Borrowing cost	6.22	5.18
Interest on Lease Liability	0.22	0.30
Interest on Income tax	0.43	1.82
Total	7.74	10.99

Note No. 30 : DEPRECIATION / AMORTIZATION

Particulars	For the year ended March 31, 2023	For the year ended March 31, 2022
Depreciation on PPE / Amortization of Intangible assets	7.04	5.16
Amortization of Right of Use Assets	1.41	1.47
Total	8.45	6.63

Notes to Ind AS Financial Statements for the year ended March 31, 2023

(All figures are in INR Crores unless specifically stated otherwise)

Note No. 31 : OTHER EXPENSES

Particulars	For the year ended March 31, 2023	For the year ended March 31, 2022
Power and Fuel	3.19	2.50
Rent	0.44	0.20
Repairs and Maintenance	2.18	1.41
Rates and Taxes	0.73	0.91
Insurance	0.43	0.41
Travelling Expenses	5.10	2.32
Printing and Stationery	0.52	0.33
Communication Expenses	0.35	0.28
Freight, Packing and Forwarding	0.98	0.36
Subscription	0.04	0.01
Housekeeping and security charges	1.10	1.03
Legal and Professional Expenses	4.48	5.22
Auditor's remuneration (Refer note below)*	0.27	0.18
Foreign Exchange Loss (Net)	2.78	1.70
Business Promotion Expenses	2.24	1.85
Liquidated Damages (LD) Written Off	4.46	1.28
Advance written off	-	0.21
Corporate social responsibility cost	1.54	0.76
Miscellaneous Expenses	0.39	0.42
Total	31.23	21.40

Particulars	For the year ended March 31, 2023	For the year ended March 31, 2022
Auditor's remuneration:		
As statutory audit fee	0.18	0.15
As Limited review fee	0.03	0.03
Reimbursement of expenses	0.04	
Other Certifications	0.02	
	0.27	0.18

* Net of Rs.0.40 crore incurred during the year ended March31,2023 towards QIP

Notes to Ind AS Financial Statements for the year ended March 31, 2023

(All figures are in INR Crores unless specifically stated otherwise)

Note No. 32 : Income tax and Deferred tax

Particulars	For the year ended March 31, 2023	For the year ended March 31, 2022
Income tax expense		
Current period	40.39	32.93
Changes in estimates related to prior years	-	1.36
Deferred tax expense		
Origination and reversal of temporary differences	0.46	(0.88)
Income tax expense	40.85	33.40

Income tax recognized in Other comprehensive Income

Particulars	For the year ended March 31, 2023	For the year ended March 31, 2022
Income tax expense		
Remeasurement of the net defined benefit liability/(asset)	(0.34)	(0.39)
Deferred tax expense		
Origination and reversal of temporary differences	-	-
Income tax expense	(0.34)	(0.39)

Reconciliation of estimated income tax to income tax expense

Particulars	For the year ended March 31, 2023	For the year ended March 31, 2022
Profit before tax as shown in the Statement of Profit and Loss	164.84	127.38
Enacted Income tax rate in India	25.168%	25.168%
Computed expected tax expenses	41.49	32.06
Effect of :		
Depreciation allowance / disallowance under IT Act	(0.58)	(0.26)
Adjustments for IND AS 116	(0.04)	(0.01)
Expenses allowable on payment basis	0.25	0.67
Expenses that are not deductible in determining taxable profit	0.24	0.66
Income not chargeable to tax	(0.60)	0.00
Deductions allowed under Income tax act	(0.36)	(0.18)
Tax effect on items recognized in OCI	(0.34)	(0.39)
Income tax expense	40.05	32.54
Recognised in Profit and loss account	40.39	32.93
Recognized in Other comprehensive Income	(0.34)	(0.39)
	40.05	32.54

Notes to Ind AS Financial Statements for the year ended March 31, 2023

(All figures are in INR Crores unless specifically stated otherwise)

Note No. 33 : Contingent Liabilities and commitments

Particulars	For the year ended March 31, 2023	For the year ended March 31, 2022
Contingent liabilities:		
Disputed Demands under Appeals		
i) Sales Tax	1.07	1.21
ii) Service Tax	0.48	0.48
iii) Income Tax	0.94	1.38

Sales tax and service tax demands disputed by the Company and appeals filed against these disputed demands are pending before respective appellate authorities. Outflows, if any, arising out of these claims would depend on the outcome of the decision of the appellate authorities and the Company's rights for future appeals.

Uncertainty over Income tax treatment

The Company has on-going disputes with Income Tax Authorities against demands arising on completion of assessment proceedings under Income Tax Act, 1961. The Company has evaluated the above pending disputes and expects that its position will likely be upheld on ultimate resolution and these will not have a material adverse effect on the Company's financial position and results of operations.

Bank Guarantees

Particulars	For the year ended March 31, 2023	For the year ended March 31, 2022
Bank Guarantees given	358.61	150.21

B Commitments

Particulars	For the year ended March 31, 2023	For the year ended March 31, 2022
Estimated amount of contracts remaining to be executed on capital contracts and not provided for	33.37	13.31

Note No. 34 : Employee benefit plans

a) Defined contribution plans

The Company makes Provident fund contributions to defined contribution plans for qualifying employees. Under this scheme, the Company is required to contribute a specified percentage of the payroll costs to fund the benefits. The contributions payable by the Company to these plans are at the rates specified in the rules of the schemes.

Particulars	For the year ended March 31, 2023	For the year ended March 31, 2022
Contribution to provident fund recognised in statement of profit and loss	3.48	2.77

Notes to Ind AS Financial Statements for the year ended March 31, 2023

(All figures are in INR Crores unless specifically stated otherwise)

b) Defined benefit plans

Gratuity liability has been provided based on the actuarial valuation carried out at the year end.

The company has a gratuity scheme in respect of which company's contribution is funded through an approved trust fund.

The details of actuarial valuation in respect of Gratuity is furnished hereunder:

Particulars	As at March 31, 2023	As at March 31, 2022
i) Change in Defined Benefit Obligation (DBO) during the year:		
Present value DBO at the beginning of the year	10.54	8.58
Service cost	0.75	0.23
Interest cost	0.85	0.68
Remeasurement (gain)/loss		
Actuarial (gain)/loss arising from experience financial and demographic adjustments	1.35	1.51
Benefits paid	(0.90)	(0.47)
Present value DBO at the end of the year	12.60	10.54
ii) Change in fair value of plan assets during the year:		
Fair value of plan assets as at beginning of the year	0.64	0.40
Expected return on planned assets	0.03	-
Contributions	2.00	0.71
Benefits paid	(0.90)	(0.47)
Re-measurement gain/(loss)	-	-
Fair value of plan asset at the end of the year	1.77	0.64
iii) Amount recognised in the balance sheet		
Present value DBO at the end of the year	12.60	10.54
Fair value of the plan assets at the end of the year	1.77	0.64
(Liability) / Asset recognised in the Balance sheet - net	(10.83)	(9.90)
iv) Components of employer expenses:		
Current service cost	0.85	0.23
Interest cost/ (income) on net defined benefit obligation	0.72	0.67
Expense recognised in Statement of Profit and Loss	1.56	0.90
v) Re-measurement on the net defined benefit obligation		
Return on plan assets (excluding interest income)	0.00	-
Actuarial loss arising from changes in financial assumptions	-	0.01
Actuarial loss arising from changes in experience adjustments	1.36	1.53
Actuarial (Gains)/losses arising from changes in demographic assumptions		
Re-measurements recognised in other comprehensive income	1.36	1.54

Notes to Ind AS Financial Statements for the year ended March 31, 2023

(All figures are in INR Crores unless specifically stated otherwise)

ASSUMPTIONS

The principal assumptions used for the purposes of the actuarial valuations are given below:

Particulars	As at March 31, 2023	As at March 31, 2022
Discount rate	7.48%	7.25%
Expected rate of return	7.48%	7.25%
Expected salary increment	8.00%	7.00%
Attrition rate		
a) For service 4 years and below	13.00%	14.00%
b) For service 5 years and above	3.00%	3.00%
Mortality table used	Indian Assured Lives Mortality (2006-08) Ultimate	

Sensitivity analysis - DBO at the end of the year

Particulars	As at March 31, 2023	As at March 31, 2022
i Discount -1%	(1.59)	(1.16)
ii Discount +1%	1.31	0.97
iii Escalation -1%	0.90	0.73
iv Escalation +1%	(0.91)	(0.77)
v Mortality x 95%	-	-
vi Mortality x 105%	-	-
vii Attrition -1%	(0.21)	(0.14)
viii Attrition +1%	0.17	0.12
ix Rs.1,000,000 Benefit Ceiling	-	-
x No Benefit Ceiling	-	-

Sensitivity analysis - DBO at the end of the year

Particulars	As at March 31, 2023	As at March 31, 2022
Weighted average duration of DBO (in years)	13	10
Expected cash flows		
1 Expected employer contribution in the next year		
2 Expected benefit payments		
Year 1	0.64	1.20
Year 2	0.85	0.62
Year 3	1.22	0.49
Year 4	0.64	1.00
Year 5	0.86	0.67
Beyond 5 years	3.68	23.82

Notes to Ind AS Financial Statements for the year ended March 31, 2023

(All figures are in INR Crores unless specifically stated otherwise)

The Company is exposed to various risks in providing gratuity benefit which are as follows:

- (a) Interest Rate Risk:** The plan exposes the Company to the risk of fall in interest rates. A fall in interest rates will result in an increase in the ultimate cost of providing above benefit and will thus result in an increase in the value of the liability (as shown in financial statements).
- (b) Investment Risk:** The probability or likelihood of occurrence of losses relative to the expected return on any particular investment.
- (c) Salary Escalation Risk:** The present value of the defined benefit plan is calculated with the assumption of salary increase rate of plan participants in future, based on past experience. Deviation in the rate of increase of salary in future for plan participants from the rate of increase in salary used to determine the present value of obligation will have a bearing on the plan's liability.
- (d) Demographic Risk:** The Company has used certain mortality and attrition assumptions in valuation of the liability. The Company is exposed to the risk of actual experience turning out adverse compared to the assumptions.

Note No. 35 : Earnings per share

Particulars	For the year ended March 31, 2023	For the year ended March 31, 2022
Profit after taxation (Rs in Crores)	124.00	93.97
Weighted average number of equity shares outstanding during the period (Refer Note below)	5,20,99,935	4,82,43,718
Basic and diluted earnings per share - (Face value – Rs.2/- per share) (In INR)	23.80	19.48

Note:

* The shareholders of the company vide its Annual General meeting held on 12th August 2021 have approved the following

- Sub Division of nominal value of equity shares with Face value of Rs 10 each to Face value of Rs 2/- each
- Issue of Bonus shares in the ratio of 1:4 (i.e 4 fully paid up equity share for every 1 equity share held)

The shareholders of the company vide its extra ordinary general meeting held on 03rd September 2021 have approved the issue of bonus shares in the ratio of 10:1 (i.e 1 fully paid up equity share for every 10 equity share held)

The Basic and Diluted Earnings per share have been calculated considering the above changes in the number of shares for all the prior periods reported.

Note No. 36 : Details on unhedged foreign currency exposures

Particulars	Currency	As at March 31, 2023	As at March 31, 2022
Amount receivable in foreign currency - Exports	USD	0.26	0.23
	GBP	0.04	0.03
Amount payable in foreign currency - Imports	USD	0.31	0.35
	EUR	0.00	0.01
	GBP	0.00	-
	CHF	0.00	-

Notes to Ind AS Financial Statements for the year ended March 31, 2023

(All figures are in INR Crores unless specifically stated otherwise)

Note No. 37 : Segment Reporting

The Chief Operating Decision Maker (CODM) has considered manufacture ,sale and service of defense electronics as the single segment of operation.

A. Information about geographical areas

Net sales to customers by geographic area for the year ended is listed below

Particulars	For the year ended March 31, 2023	For the year ended March 31, 2022
(a) India	381.07	273.10
(b) Outside India	72.38	37.75
	453.45	310.85

The company does not own any non current assets outside India

B. Information about major customers

Customers individually accounting for more than 10% of the revenues of the company for the relevant period ended is listed below

Particulars	For the year ended March 31, 2023	For the year ended March 31, 2022
No of customers	4	3
% of Revenue from above customers to total revenue from operations	67.4%	45.5%

Note No. 38 : Capital Management

The Company's capital management is intended to create value for shareholders by facilitating the meeting of long-term and short-term goals of the Company. The funding requirements are met through internal accruals, long-term and short-term borrowings.

The Company manages its capital to ensure that it will be able to continue as going concern while maximizing the return to stakeholders through the optimisation of the debt and equity balance. The following table summarizes the capital of the Company:

Particulars	For the year ended March 31, 2023	For the year ended March 31, 2022
Total equity	1,167.08	574.51
Non Current Borrowings	0.26	0.73
Current Borrowings	0.46	6.04
Total Debt	0.72	6.76
Total Capital (Equity + Debt)	1,167.80	581.27
Equity as a % of total capital	99.94	98.84
Debt as a % of total capital	0.06	1.16

Notes to Ind AS Financial Statements for the year ended March 31, 2023

(All figures are in INR Crores unless specifically stated otherwise)

Note No. 39 : Financial instruments

Categories of financial instruments

Particulars	As at March 31, 2023	As at March 31, 2022
A. Financial assets		
Measured at Fair value through profit or loss (FVTPL):	-	-
Investments	55.68	
Measured at Fair value through Other comprehensive Income (FVTOCI):	-	-
Measured at Amortised cost:		
Security Deposits	4.51	4.46
Margin Money Deposits	82.30	116.27
Trade Receivables	382.48	198.31
Cash and Cash Equivalents	214.78	177.08
Advances to Employees	0.64	0.40
Interest accrued but not due	6.94	5.54
Customs Duty reimbursable	10.63	-
Other Receivables	-	-
	702.30	502.05
B. Financial liabilities		
Measured at Amortised cost		
Borrowings	0.72	6.76
Trade Payables	43.06	38.15
Other Financial Liabilities	11.80	22.07
Lease Liabilities	1.76	2.43
	57.34	69.42

The total carrying values of the above financial assets and liabilities are equal to their fair values as at their respective reporting date.

Financial risk management objectives

The Company is broadly exposed to credit risk, liquidity risk and market risk (fluctuations in exchange rates and price risk) as a result of financial instruments.

Board of Directors have the overall responsibility for the establishment, monitoring and supervision of the Company's Risk Management framework.

Notes to Ind AS Financial Statements for the year ended March 31, 2023

(All figures are in INR Crores unless specifically stated otherwise)

The Company has an established Risk Management Policy that outlines risk management structure and provides a comprehensive frame work for identification, evaluation, prioritization, treatment of various risks associated with different areas of finance and operations

Credit Risk

Credit risk is the risk that counter party will not meet its obligations under a financial instrument or customer contract, leading to financial loss. The Company is exposed to credit risk from its operating activities (primarily trade receivables) and from its investing activities, including deposits with banks and financial institutions and other financial instruments.

Significant amount of trade receivables are due from Government /Government Departments and Public sector undertakings (PSU) consequent to which the Company does not have a credit risk associated with such receivables. The impairment of trade receivables is based on modified expected credit loss model. The maximum exposure to credit risk at the reporting date is the carrying value of each class of financial assets disclosed in Note 39.

The cash and cash equivalents and margin money deposits are held with banks. The Company has not incurred any losses on account of default from banks on deposits.

Liquidity Risk

Liquidity Risk is the risk that the company could encounter if it faces difficulty in meeting the obligations associated with financial liabilities by delivering cash and other financial asset or the risk that the Company will face difficulty in raising financial resources required to fulfill its commitments. The company's exposure to liquidity risk is very minimal as it has a prudent liquidity risk management process in place which ensures maintaining adequate cash and marketable securities to pay its liabilities when they are due. To ensure continuity of funding, the Company has access to shortterm bank facilities in the nature of bank overdraft facility, cash credit facility and short-term borrowings to fund its ongoing working capital requirements and growth needs when necessary.

The table below analyses the company's financial liabilities based on their contractual maturities. The amounts disclosed are contractual undiscounted cash flows.

As at March 31, 2023			
Nature	Less than 1 year	1 - 2 Years	More than 2 Years
Current Borrowings	-	-	-
Non Current Borrowings	0.46	0.26	-
Trade Payables	43.06	-	-
Other Financial Liabilities	11.80	-	-
Lease Liabilities	1.34	0.31	0.12
As at March 31, 2022			
Nature	Less than 1 year	1 - 2 Years	More than 2 Years
Current Borrowings	5.62	-	-
Non Current Borrowings	0.42	0.45	0.28
Trade Payables	38.15	-	-
Financial Liabilities (Other than Lease Liabilities)	22.07	-	-
Lease Liabilities	1.32	1.03	0.08

Notes to Ind AS Financial Statements for the year ended March 31, 2023

(All figures are in INR Crores unless specifically stated otherwise)

Market Risk

Market risk is the risk that changes in market prices such as foreign exchange rates, interest rates will affect the company's income or the value of its holdings of financial instruments. The objective of market risk management is to manage and control market risk exposures within acceptable parameters, while optimizing the return. The company's activities expose it to the financial risks of changes in foreign exchange rates and interest rate movements (refer to notes below on currency risk and interest risk).

Currency Risk

The company is exposed to foreign exchange risk arising from foreign currency transactions primarily relating to purchases and sales made in foreign currencies such as US Dollar, Euro etc. Foreign exchange risk arises from existing and future commercial transactions and recognised assets and liabilities denominated in a currency that is not the company's functional currency (INR).

The company's exposure to foreign currency risk in respect of major currencies is given below:

Particulars	Currency	As at March 31, 2023	As at March 31, 2022
Amount receivable in foreign currency - Exports	USD	0.26	0.23
	GBP	0.04	0.03
Amount payable in foreign currency - Imports	USD	0.31	0.35
	EUR	0.00	0.01
	GBP	0.00	-
	CHF	0.00	-

Note No. 40 : Related Party Disclosure

i) The list of related parties as identified by the management for disclosure as under

A) Key management personnel

Mr. Srinivasagopalan Rangarajan (Managing Director)

Ms. Rekha Murthy Rangarajan (Whole Time Director)

Mr Vijay Ananth (Chief Operating Officer and Chief Information Security Officer till 07th February 2022 and Whole time Director w.e.f 08th Feb,2022)

Mr. Mathew Cyriac (Nominee Director w.e.f June, 2021)

Mr. Sowmyan Ramakrishnan (Independent Director w.e.f. 10th September, 2021)

Mr. Prasad Raghava Menon (Independent Director w.e.f. 10th September, 2021)

Dr. Sastry Venkata Rama Vadlamani (Independent Director w.e.f. 10th September, 2021)

Ms. Sabitha Rao (Independent Director w.e.f. 10th September, 2021 till 31st December, 2022)

Ms. Anuradha Sharma (Independent Director w.e.f. 27th January, 2023)

Mr Venkatachalam Venkata Subramanian (Chief Financial Officer w.e.f 03rd September 2021)

Ms. Manvi Bhasin (Company Secretary and Compliance Officer w.e.f 19th July 2021 till 12th May 2023)

Mr. Prakash R (Company Secretary and Compliance Officer w.e.f 13th May 2023)

Notes to Ind AS Financial Statements for the year ended March 31, 2023

(All figures are in INR Crores unless specifically stated otherwise)

B) Relatives of Key management personnel

Mrs. Vasundara Keshava Murthy

Related Party Transactions

The Company has identified all related parties and details of transactions are given below:

The following transactions were carried out with the Related Parties.

Particulars	For the year ended March 31, 2023	For the year ended March 31, 2022
Key Management Personnel (KMP)		
Remuneration to Key Management Personnel	2.79	2.43
Loans repaid		0.52
Loans received	-	-
Interest on loan		0.01
Dividend paid	8.90	7.00
Outstanding Balance of Loan	-	-
Sitting Fees	0.45	0.32
Relative of Key Management Personnel (KMP)		
Dividend	0.11	0.18

Note No. 41 : Additional disclosures under Ind AS 115

Reconciliation of the revenue from contract with customers with the amounts disclosed in the segment information:

As the company operates in a single segment, reconciliation between segment revenue and revenue from contract with customers is not applicable

Reconciling the amount of revenue recognized in the Statement of Profit and Loss with the contracted price:

Particulars	For the year ended March 31, 2023	For the year ended March 31, 2022
Revenue as per Contracted Price	453.45	310.85
Less: Discounts	-	-
Revenue as per Statement of Profit and Loss account	453.45	310.85

Timing of Revenue Recognition

Particulars	For the year ended March 31, 2023	For the year ended March 31, 2022
Revenue recognized at a point in time	453.45	310.85
Revenue recognized over a period of time	-	-
Total	453.45	310.85

Notes to Ind AS Financial Statements for the year ended March 31, 2023

(All figures are in INR Crores unless specifically stated otherwise)

Recognition of contract liabilities

Particulars	For the year ended March 31, 2023	For the year ended March 31, 2022
Contract liabilities at the beginning of the period	36.54	46.50
Add: Consideration received during the year as advance	188.64	27.20
Less : Revenue recognised during the period	(34.50)	(37.16)
Contract liabilities at the end of the period	190.68	36.54

Note No. 42 : Leases Disclosure:

The Company has lease contracts for Buildings, furniture and Vehicles used for Administrative purpose. The Company applies the exemption available for 'short-term leases wherever applicable.

Set out below are the carrying amounts of the lease liabilities included under financial liabilities and the movements during the period.

Particulars	For the year ended March 31, 2023	For the year ended March 31, 2022
Opening Balance	2.43	3.95
Add: Recognized / (deleted) during the year	0.70	-
Add: Accretion of Interest	0.22	0.30
less: Lease Payments	(1.58)	(1.82)
Closing Balance	1.77	2.43
On the above		
Current	1.34	1.32
Non Current	0.43	1.11

Maturity Analysis of Lease liability	Less than one year	1-5 Years
As at March 31, 2023	1.34	0.43
As at March 31, 2022	1.32	1.11

Amount recognized in the statement of Profit and Loss during the year:

Particulars	For the year ended March 31, 2023	For the year ended March 31, 2022
Depreciation on right -of use assets	1.41	1.47
Interest expenses on Lease liability	0.22	0.30
Expenses relating to short -term leases	0.44	0.20
Expenses related to low value assets	-	-
Total	2.07	1.97

Notes to Ind AS Financial Statements for the year ended March 31, 2023

(All figures are in INR Crores unless specifically stated otherwise)

Note No. 43 : Corporate Social Responsibility:

Particulars	For the year ended March 31, 2023	For the year ended March 31, 2022
Gross amount required to be spent by the company during the year/ period	1.54	0.76
Amount spent	1.54	0.76
Shortfall at the end of the year	-	
Total of previous years shortfall	-	
Reason for shortfall	-	
Nature of CSR activities:		
(i) To Provide safe and accessible treatment for needy children born with cleft and facial deformities		
(ii) To Promote and create cultural awareness and appreciation of our classical fine arts amongs youngsters		
(iii) Solid Waste Management		
(iv) Construction of special school with residential facility for Autism, ADHD, Intellectual and Learning Disabilities		
(v) On the Job training for Youth		
Details of related party transactions, e.g.,contribution to a trust controlled by the company in relation to CSR expenditure as per relevant Accounting Standard		
Where a provision is made with respect to a liability incurred by entering into a contractual obligation, the movements in the provision		

Note No. 44 : Issue of shares:

Issue of equity shares through IPO :

The Company has completed Initial public Offering (IPO) of its equity shares, comprising a fresh issue of 51,42,425 equity shares (including Pre IPO placement of 10,39,861 equity shares) and offer for sale of 59,52,550 equity shares by the existing selling shareholders at an offer price of Rs. 585 per equity share (Rs 577 for Pre IPO placement) . Pursuant to the IPO, the equity shares were allotted on December 22, 2021 and listed on the BSE Limited and National Stock Exchange of India Limited on December 24, 2021.

IPO expenses:

The total IPO expenses incurred INR 42.56 crores (on provisional basis) (inclusive of taxes) have been proportionately allocated between the selling shareholders and the company. The Company's share of expenses (net of tax of INR 0.75 crore) of INR 15.10 crores has been adjusted against securities premium account.

Notes to Ind AS Financial Statements for the year ended March 31, 2023

(All figures are in INR Crores unless specifically stated otherwise)

Utilisation of proceeds from IPO and pre-IPO placement

The details of utilization of proceeds from IPO and pre-IPO placement, net of IPO expenses are as follows:

Particulars	Total	Utilized Upto March 31, 2023	Un-utilized Upto March 31, 2023
Prepayment or repayment of outstanding borrowings availed by our Company	60.08	60.08	-
Working capital requirements	95.19	66.68	28.51
Upgradation and expansion of existing facility	59.84	38.37	21.47
General Corporate purposes	66.31	65.08	1.23
Total	281.42	230.22	51.21

Unutilised IPO Proceeds as at March 31, 2023 are available as

- Fixed Deposits with monitoring agency amounting to INR 50 crores
- Bank balances in monitoring agency account amounting to INR 1.21 crores (Refer Note 8)

Issue of equity shares through QIP :

During the FY 22-23, the Company allotted 40,97,319 Equity shares of Rs. 2/- each at an issue price of Rs. 1,220.31 per equity share through Qualified Institutional Placement (QIP) process to the Qualified Institutional Buyers . These equity shares were allotted on March 13, 2023 and will rank pari-passu with the existing equity shares.

QIP expenses:

The Company has spent Rs. 12.24 Cr towards the Qualified Institutional Placement process and the same is adjusted in Securities Premium account.

Utilisation of proceeds from QIP placement

The details of utilization of proceeds from QIP and net of QIP expenses (inclusive of GST) are as follows:

Particulars	Total	Utilized Upto March 31, 2023	Un-utilized Upto March 31, 2023
Funding working capital requirements of our Company	168.00	-	168.00
Investment in product development by our Company	167.24	-	167.24
Repayment/ prepayment, in full or part, of certain borrowings availed by our Company	25.00	25.00	-
Funding capital expenditure towards setting up an EMI-EMC Testing Facility	15.23	-	15.23
Funding acquisition of land (including building)	7.75	-	7.75
General corporate purposes	104.51	0.00	104.51
Total	487.73	25.00	462.73

Unutilised QIP Proceeds as at March 31, 2023 are available as

- Fixed Deposits with monitoring agency amounting to INR 462.73 crores
- Bank balances in monitoring agency account amounting to INR 0.0037 crores (Refer Note 8)

Notes to Ind AS Financial Statements for the year ended March 31, 2023

(All figures are in INR Crores unless specifically stated otherwise)

Note No. 45 : Ratios as required under Schedule III of Companies Act, 2013

a) Current Ratio

Particulars	March 31, 2023	March 31, 2022
Current Assets as at	1,235.17	519.85
Current Liabilities as at	126.24	103.46
Ratio	9.78	5.02
% Change from Previous Period / Year	94.74%	37.88%

Reason for Variance more than 25%

Due to unutilized QIP proceeds held as fixed deposits as at March 31, 2023

Due to Increase in Trade receivables on account of higher turn over as compared to Previous Year

b) Debt Equity Ratio

Particulars	March 31, 2023	March 31, 2022
Total Debt as at	0.72	6.76
Total Equity as at	1,167.08	574.51
Ratio	0.0006	0.012
% Change from Previous Year	-94.77%	-92.63%

Reason for Variance more than 25%

Due to repayment of Short term and long term borrowings and increase in equity on account of QIP

c) Debt Service Coverage Ratio

Particulars	March 31, 2023	March 31, 2022
Profit before Tax for the year	164.84	127.38
Add : Depreciation & Amortisation for the year	8.45	6.63
Add : Finance Cost for the year	7.74	10.99
Earnings available for Debt Service for the year	181.04	145.00
Interest Cost on Borrowings for the year	0.29	0.94
Principal Repayments for the year	1.79	12.37
Total	2.08	13.31
Ratio	87.15	10.89
% Change from Previous Year	700.23%	-97.01%

Reason for Variance more than 25%

Due to pre-closure of Long term borrowings.

d) Return on Equity / Return on Investment Ratio

Particulars	March 31, 2023	March 31, 2022
Profit after Tax for the year	124.00	93.97
Total Equity as at	1,167.08	574.51
Ratio	10.62%	16.36%
% Change from the Previous Year	-35.04%	-38.79%

Reason for Variance more than 25%

Due to increase in equity on account of QIP

Notes to Ind AS Financial Statements for the year ended March 31, 2023

(All figures are in INR Crores unless specifically stated otherwise)

e) Inventory Turnover Ratio

Particulars	March 31, 2023	March 31, 2022
Cost of Materials Consumed + Changes in Inventory for the year	170.91	86.07
Average Inventory	156.36	96.76
Ratio	1.09	0.89
% Change from the Previous Year	22.87%	-3.24%

f) Trade Receivables Turnover Ratio

Particulars	March 31, 2023	March 31, 2022
Revenue from Operations for the year	453.45	310.85
Average Trade Receivables	290.40	177.12
Ratio	1.56	1.75
% Change from the Previous Year	-11.03%	6.41%

g) Trade Payables Turnover Ratio

Particulars	March 31, 2023	March 31, 2022
Purchases for the year/	244.10	132.09
Average Trade Payables	40.61	25.07
Ratio	6.01	5.27
% Change from the Previous Year	14.11%	19.08%

h) Net Capital Turnover Ratio

Particulars	March 31, 2023	March 31, 2022
Revenue from Operations for the year	453.45	310.85
Net Working Capital as at*	1,108.93	416.39
Ratio	0.41	0.75
% Change from the Previous Year	-45.23%	15.32%

Reason for Variance more than 25%

Due to increase in current assets on account of QIP Proceeds

i) Net Profit Ratio

Particulars	March 31, 2023	March 31, 2022
Profit after Tax for the year	124.00	93.97
Revenue from Operation for the year	453.45	310.85
Ratio	27.35%	30.23%
% Change from the Previous Year	-9.54%	21.85%

j) Return on Capital Employed

Particulars	March 31, 2023	March 31, 2022
Earnings before Interest & Tax for the year	172.59	138.38
Total Equity + Debt as at	1,167.34	575.24
Ratio	14.78%	24.06%
% Change from the Previous Year	-38.54%	-41.17%

Reason for Variance more than 25%

Due to increase in equity on account of QIP

Notes to Ind AS Financial Statements for the year ended March 31, 2023

(All figures are in INR Crores unless specifically stated otherwise)

Note No. 46 : Additional Disclosures

- A The Company has paid final dividend of Rs 11.9 crores for the FY 2020-21 during August 2021 upon receipt of approval from members in the Annual General meeting.
- The Company has paid final dividend of Rs 18.16 crores for the FY 2021-22 during September 2022 upon receipt of approval from members in the Annual General meeting.
- The Board of Directors have recommended a dividend of Rs 4.50 /- per share on equity shares of 2/- each for the Financial Year 2022-23 subject to approval of Members at the Annual General Meeting.
- B The company has not been declared as a wilful defaulter by any bank or financial institution or other lenders as defined under the guidelines on wilful defaulters issued by the Reserve Bank of India.
- C The company has not transacted with other companies struck off under section 248 of the Companies Act, 2013 or section 560 of Companies Act, 1956.
- D The Company does not have Investments in other companies and hence compliance with the number of layers prescribed under clause (87) of section 2 of the Act read with the Companies (Restriction on number of Layers) Rules, 2017 does not apply.
- E No funds have been advanced or loaned or invested (either from borrowed funds or share premium or any other sources or kind of funds) by the Company to or in any other person(s) or entity(ies), including foreign entities ("Intermediaries") with the understanding, whether recorded in writing or otherwise, that the Intermediary shall lend or invest in party identified by or on behalf of the Company (Ultimate Beneficiaries). The Company has not received any fund from any party(s) (Funding Party) with the understanding that the Company shall whether, directly or indirectly lend or invest in other persons or entities identified by or on behalf of the Company ("Ultimate Beneficiaries") or provide any guarantee, security or the like on behalf of the Ultimate Beneficiaries.
- F There are no proceedings initiated or pending against the company for holding any benami property under the Benami Transactions (Prohibition) Act, 1988 (45 of 1988) and rules made thereunder.
- G The Company has borrowings from banks on the basis of security of current assets and the quarterly returns filed by the Company with banks are in accordance with the books of accounts of the Company for the respective quarters.
- H There are no charges / satisfaction yet to be registered with ROC beyond the statutory period as prescribed under the Companies Act, 2013.
- I The Company has not traded or invested in Crypto currency or Virtual Currency during the financial year.
- J The Company does not have any transactions, which are not recorded in the books of account, that has been surrendered or disclosed as income during the year in the tax assessments under the Income Tax Act, 1961 (such as, search or survey or any other relevant provisions of the Income Tax Act, 1961)

As per our report of Even date

For **R.G.N. Price & Co**
Chartered Accountants
FR No.002785S

K Venkatakrishnan
Partner
M.No. 208591
Place: Chennai
Date: 13th May, 2023

For and on Behalf of the Board

Srinivasagopalan Rangarajan
Chairman and Managing Director
DIN : 00643456

Rekha Murthy Rangarajan
Whole-time Director
DIN : 00647472

Venkatachalam Venkata Subramanian
Chief Financial Officer

Prakash R
Company Secretary
M. No: A34652

This page is intentionally
left blank

